

Assembly Instructions






GINA 24011G-KHBF	UPHOLSTERED KING HDBD & FTBD	SKU#32424133
GINA 24011G-QKS	QUEEN/KING UPHL SIDE RAILS	SKU#32924133
GINA 24011L-KHBF	UPHOLSTERED KING HDBD & FTBD	SKU#32424145
GINA 24011L-QKS	QUEEN/KING UPHL SIDE RAILS	SKU#32924145
GINA 24011B-KHBF	UPHOLSTERED KING HDBD & FTBD	SKU#32424157
GINA 24011B-QKS	QUEEN/KING UPHL SIDE RAILS	SKU#32924157
GINA 24011W-KHBF	UPHOLSTERED KING HDBD & FTBD	SKU#32424169
GINA 24011W-QKS	QUEEN/KING UPHL SIDE RAILS	SKU#32924169










This product is manufactured by GINA for ROOMS TO GO ►

Thank you for purchasing this quality product. Be sure to check all packing material carefully for small parts, which may have come loose inside the carton during shipment. Identify and count all parts and compare with the HARDWARE LIST below.

Caution: Please read instructions thoroughly before unpacking assembly parts. Sharp, exposed staple tips can cause injury, therefore, for your protection, please remove any exposed staple used in packing.

1. We recommend that you should assemble this product with the assistance of another person; this will make assembly easier, and will help to eliminate damage to the product or injury to persons during assembly.
2. Please do not over tighten screws or bolts until the assembly is completed.

NO:	HARDWARE LISTS		Q'TY
A	Bolt (Ø5/16"x18x65mm)		4
	Spring washer (Ø5/16" x 13 x 1.5mm)		
	Flat washer (Ø5/16" x 19 x 2mm)		
B	Bolt (Ø5/16" x 18 x 45mm)		10
	Spring washer (Ø5/16" x 13 x 1.5mm)		
	Flat washer (Ø5/16" x 19 x 2mm)		
C	Screw (M4 x 32mm)		10
D	Allen key (4mm x 32 x 75)		1
E	Bolt (Ø5/16" x 18 x 32mm) (pre-assembled)		8
	Spring washer (Ø5/16" x 13 x 1.5mm) (pre-assembled)		
	Flat washer (Ø5/16" x 19 x 2mm) (pre-assembled)		

NO:	PARTS LISTS		Q'TY
1	Headboard		1
2	Headboard Legs (Right)		1
3	Headboard Legs (Left)		1
4	Bottom Strecher		1
5	Footboard		1
6	Support legs With Leveler		10
7	Slat		5
8	Leg		2
9	Side Rail		2

Assembly Instructions

GINA 24011G-KHBFB	UPHOLSTERED KING HDBD & FTBD	SKU#32424133
GINA 24011G-QKSR	QUEEN/KING UPHL SIDE RAILS	SKU#32924133
GINA 24011L-KHBFB	UPHOLSTERED KING HDBD & FTBD	SKU#32424145
GINA 24011L-QKSR	QUEEN/KING UPHL SIDE RAILS	SKU#32924145
GINA 24011B-KHBFB	UPHOLSTERED KING HDBD & FTBD	SKU#32424157
GINA 24011B-QKSR	QUEEN/KING UPHL SIDE RAILS	SKU#32924157
GINA 24011W-KHBFB	UPHOLSTERED KING HDBD & FTBD	SKU#32424169
GINA 24011W-QKSR	QUEEN/KING UPHL SIDE RAILS	SKU#32924169

This product is manufactured by GINA for ROOMS TO GO ►

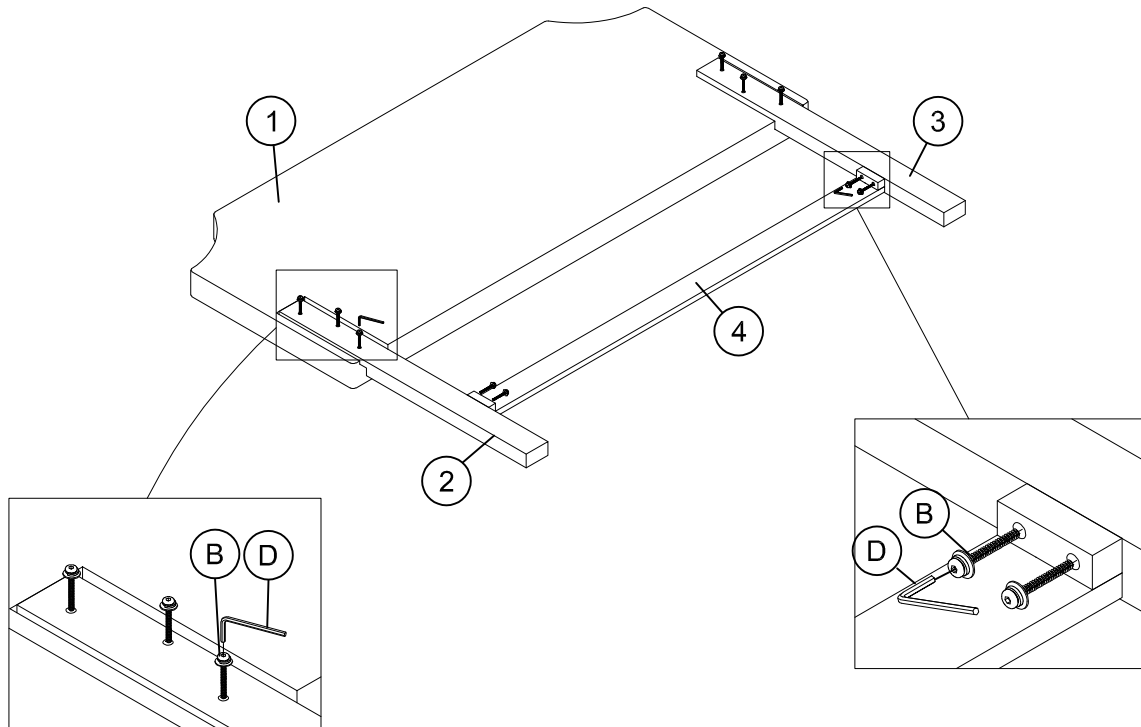
Thank you for purchasing this quality product. Be sure to check all packing material carefully for small parts, which may have come loose inside the carton during shipment. Identify and count all parts and compare with the HARDWARE LIST below.

Caution: Please read instructions thoroughly before unpacking assembly parts. Sharp, exposed staple tips can cause injury, therefore, for your protection, please remove any exposed staple used in packing.

1. We recommend that you should assemble this product with the assistance of another person; this will make assembly easier, and will help to eliminate damage to the product or injury to persons during assembly.
2. Please do not over tighten screws or bolts until the assembly is completed.

Step 1

Attach the headboard legs (2, 3) to the headboard (1) using bolts and washers (B), and tighten with the Allen key (D)
Attach stretcher (4) to the headboard legs (2, 3) using bolts and washers (B), and tighten with the Allen key (D)



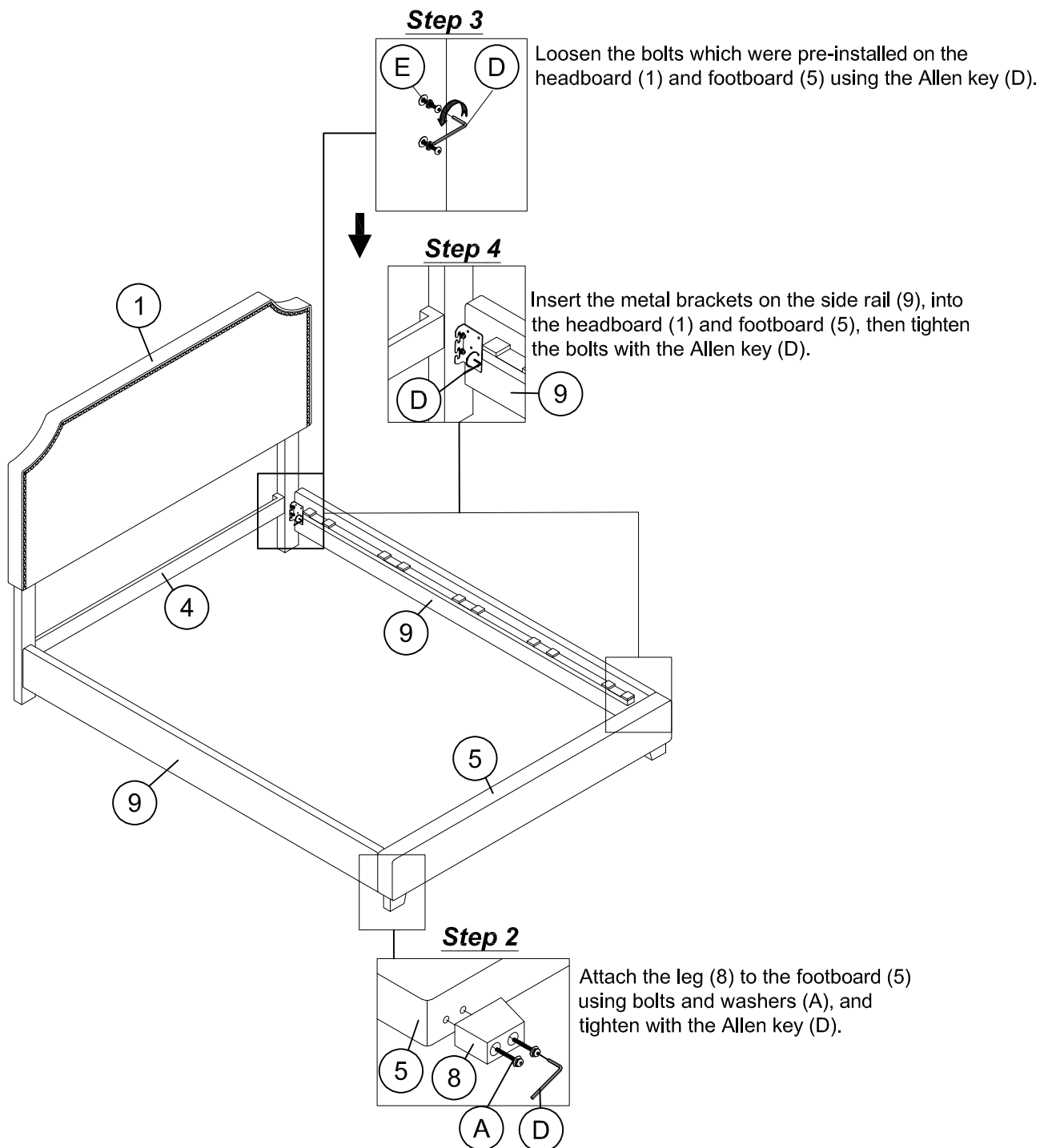
Hardware Pack Location(s) : GINA 24011G-KHBFB UPHOLSTERED KING HDBD & FTBD
GINA 24011L-KHBFB UPHOLSTERED KING HDBD & FTBD
GINA 24011B-KHBFB UPHOLSTERED KING HDBD & FTBD
GINA 24011W-KHBFB UPHOLSTERED KING HDBD & FTBD

SKU#32424133
SKU#32424145
SKU#32424157
SKU#32424169

Version 1 - 20251119

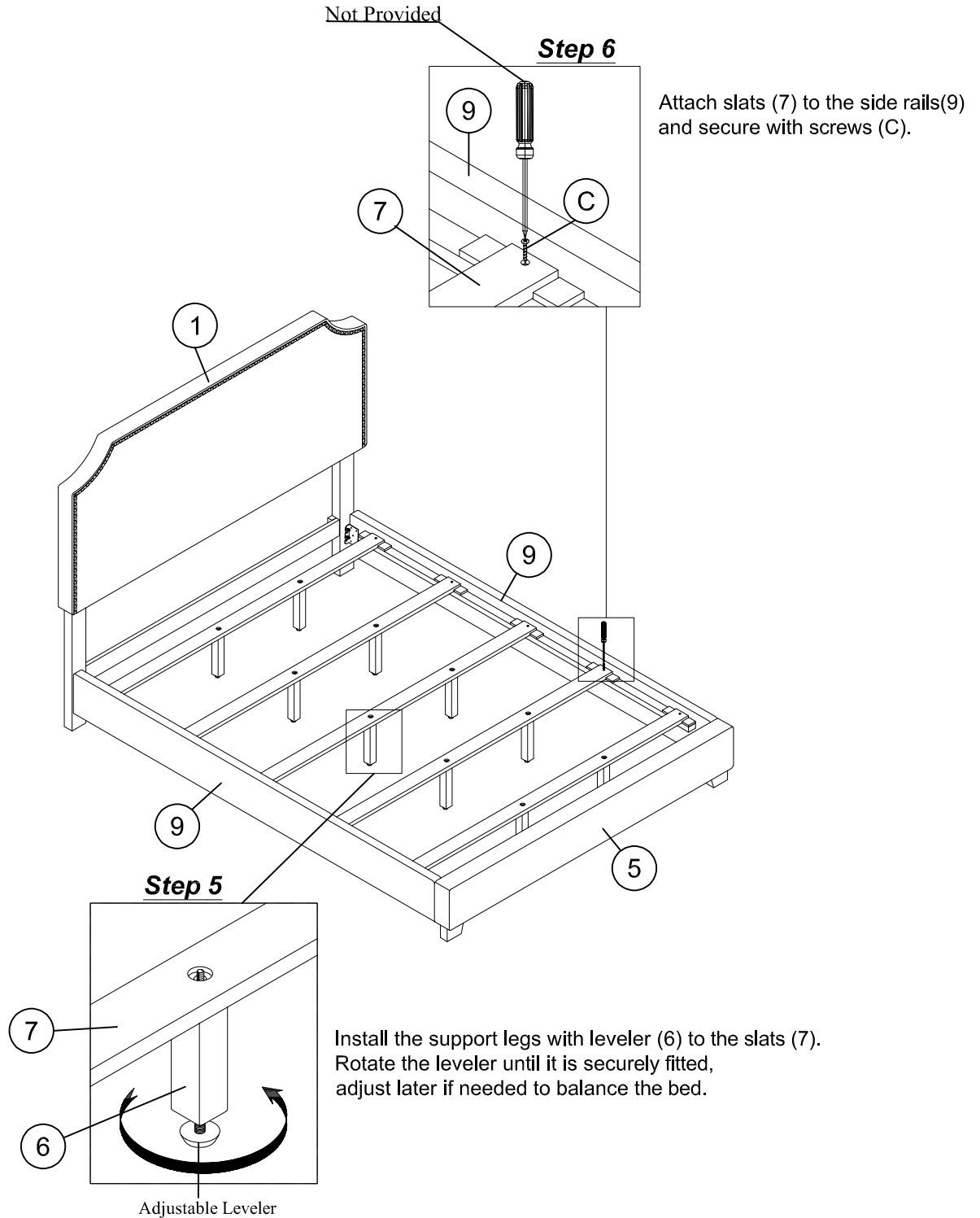
Assembly Instructions

GINA 24011G-KHBFB	UPHOLSTERED KING HDBD & FTBD	SKU#32424133
GINA 24011G-QKSR	QUEEN/KING UPHL SIDE RAILS	SKU#32924133
GINA 24011L-KHBFB	UPHOLSTERED KING HDBD & FTBD	SKU#32424145
GINA 24011L-QKSR	QUEEN/KING UPHL SIDE RAILS	SKU#32924145
GINA 24011B-KHBFB	UPHOLSTERED KING HDBD & FTBD	SKU#32424157
GINA 24011B-QKSR	QUEEN/KING UPHL SIDE RAILS	SKU#32924157
GINA 24011W-KHBFB	UPHOLSTERED KING HDBD & FTBD	SKU#32424169
GINA 24011W-QKSR	QUEEN/KING UPHL SIDE RAILS	SKU#32924169



Assembly Instructions

GINA 24011G-KHBF	UPHOLSTERED KING HDBD & FTBD	SKU#32424133
GINA 24011G-QKSR	QUEEN/KING UPHL SIDE RAILS	SKU#32924133
GINA 24011L-KHBF	UPHOLSTERED KING HDBD & FTBD	SKU#32424145
GINA 24011L-QKSR	QUEEN/KING UPHL SIDE RAILS	SKU#32924145
GINA 24011B-KHBF	UPHOLSTERED KING HDBD & FTBD	SKU#32424157
GINA 24011B-QKSR	QUEEN/KING UPHL SIDE RAILS	SKU#32924157
GINA 24011W-KHBF	UPHOLSTERED KING HDBD & FTBD	SKU#32424169
GINA 24011W-QKSR	QUEEN/KING UPHL SIDE RAILS	SKU#32924169




150

Assembly Instructions

GINA 24011G-QHBFB UPHOLSTERED QUEEN HDBD & FTBD	SKU#32324131	GINA 24011B-QHBFB UPHOLSTERED QUEEN HDBD & FTBD	SKU#32324155
GINA 24011G-KHBFB UPHOLSTERED KING HDBD & FTBD	SKU#32424133	GINA 24011B-KHBFB UPHOLSTERED KING HDBD & FTBD	SKU#32424157
GINA 24011L-QHBFB UPHOLSTERED QUEEN HDBD & FTBD	SKU#32324143	GINA 24011W-QHBFB UPHOLSTERED QUEEN HDBD & FTBD	SKU#32324167
GINA 24011L-KHBFB UPHOLSTERED KING HDBD & FTBD	SKU#32424145	GINA 24011W-KHBFB UPHOLSTERED KING HDBD & FTBD	SKU#32424169

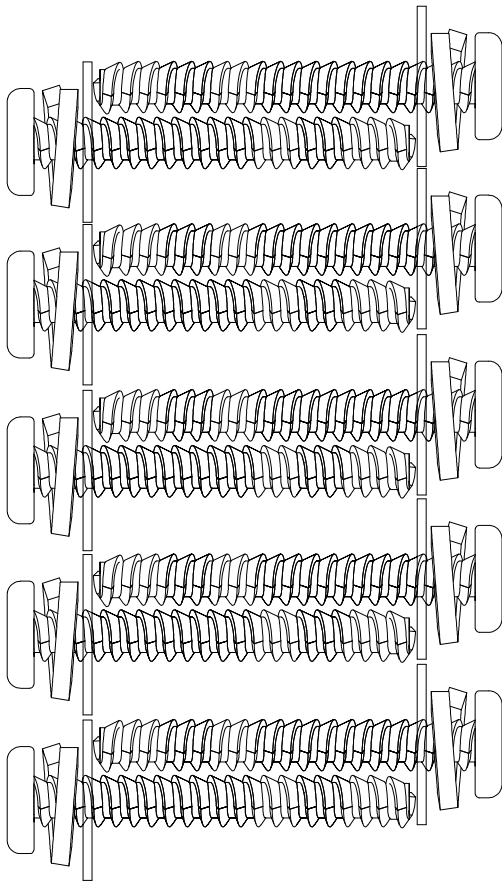
This product is manufactured by GINA for ROOMS TO GO ▶

NO:	HARDWARE LISTS	Q'TY
A	Bolt (Ø5/16" x 18 x 65mm)	4
	Spring washer (Ø5/16" x 13 x 1.5mm)	
	Flat washer (Ø5/16" x 19 x 2mm)	
B	Bolt (Ø5/16" x 18 x 45mm)	10
	Spring washer (Ø5/16" x 13 x 1.5mm)	
	Flat washer (Ø5/16" x 19 x 2mm)	
C	Screw (M4 x 32mm)	10
D	Allen key (4mm x 32 x 75)	1

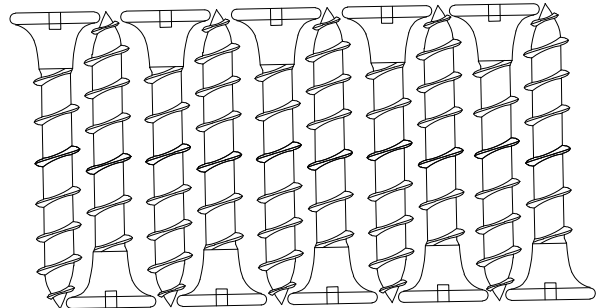


A Bolt (5/16" x 18 x 65mm)= 4pcs

190



B Bolt (5/16" x 18 x 45mm)=10pcs



C Screw (M4 x 32mm)=10pcs



D Allen key(4 mm x 32 x 75)=1pc

Nền trắng (White background)