



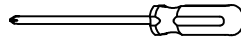
Thank you for purchasing this quality product. Be sure to check all packing material carefully for small parts, which may have come loose inside the carton during shipment. Identify and count all parts and compare with the part list below.

| Step | Code | Hardware | Q'TY |
|------|------|---|------|
| 1 | A |  Tipping Restraint | 1Set |

| Step | Code | Parts List | Q'TY |
|------|------|--|------|
| 1 | 1 | Door Chest  | 1Pc |

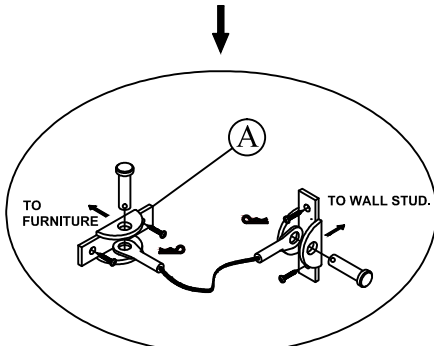
TOOLS REQUIRED (NOT PROVIDED)

PHILLIPS SCREWDRIVER



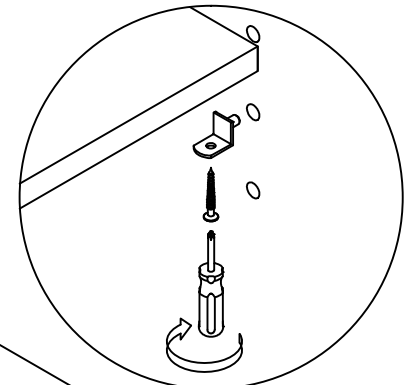
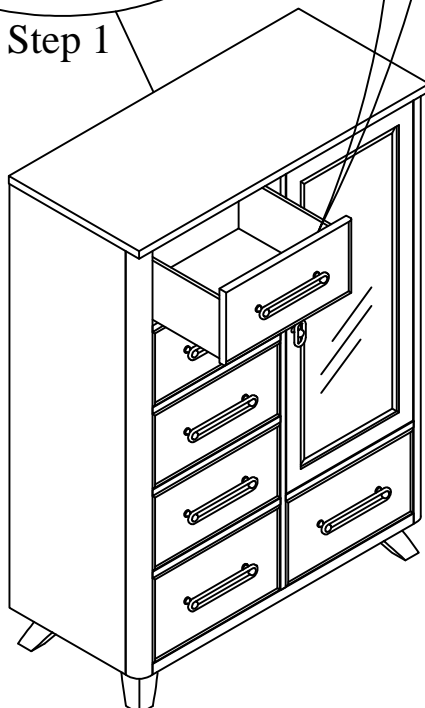
Adjustable Shelves

Anti Tipping Hardware inside drawer

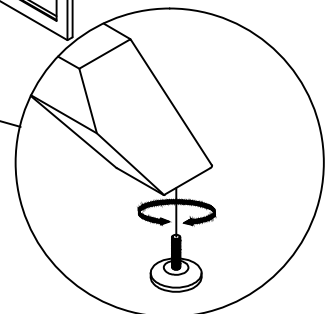
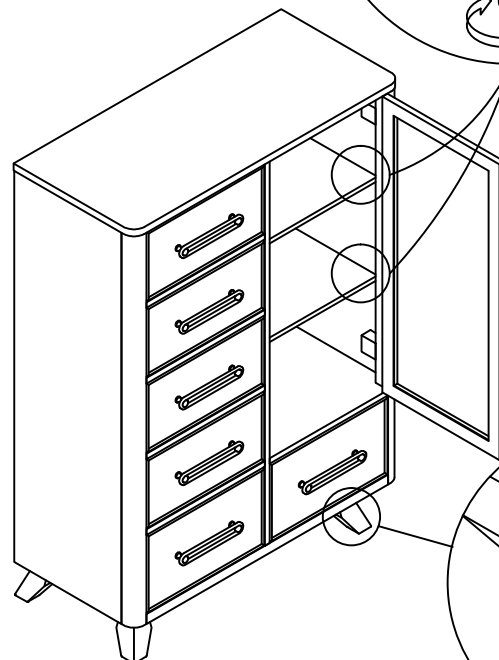


Step 1

★ Remark: there is a tip restraint kit provided on the knob or handle screw on the inside of the top drawer. Please read the directions thoroughly and install immediately when placed in home



Step 2



Adjustable Leveler

Step 1: Please use a screwdriver (not provided in package) to install the tip restraint kit.

Step 2: Please use a screwdriver (not provided in package) to adjust the shelf up or down

Hardware Pack Location:

DOOR CHEST, SKU NO.: 32626814

CLEANING INSTRUCTION: Clear with a soft cloth and warm water with a diluted mild detergent. Follow with a soft cloth and clear water rinse . Then dry thoroughly with a soft cloth.

MADE IN VIETNAM