




ASSEMBLY INSTRUCTIONS

GLOB 3736-4 CHEST SKU# 32637362

Manufactured by GLOB for Rooms To Go

STEP	CODE	HARDWARE		Q'TY
1	A	Tipping Restraint		1set

1. We recommended that you should assemble this product with assistance of another person; this will make assembly easier and will eliminate damage to the product or injury to persons during assembly.

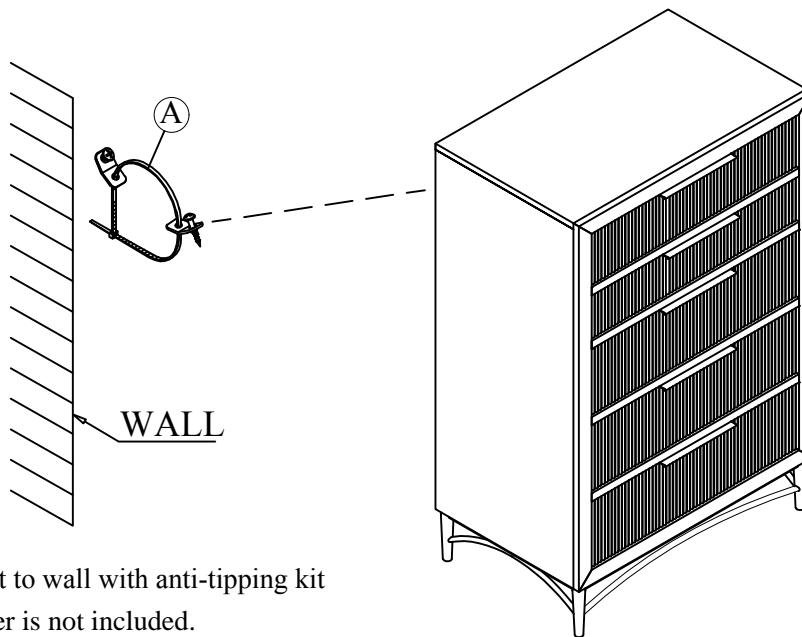
2. Please do not over tighten screws or bolts until assembly is complete.

3. Please put all parts on a non-abrasive floor before assembly, and follow assembly steps to assemble your newly purchased product correctly and efficiently.

PLEASE NOTE:

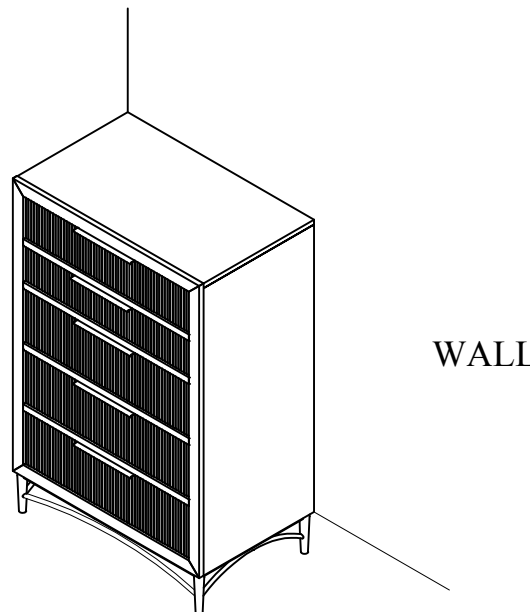
To avoid the possibility of the furniture tipping and injury, the Anti-tip hardware must be installed.

(The screwdriver is not included.)



STEP 1 : To attach Chest to wall with anti-tipping kit
The screwdriver is not included.

Completed



Hardware Pack Location (s) :

Chest , SKU# 32637362