

ASSEMBLY INSTRUCTION

PULA: 3740-124 -CHEST

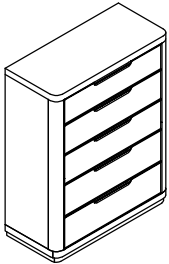
SKU: 32637401


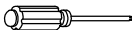
Version#1- 02/12/2025

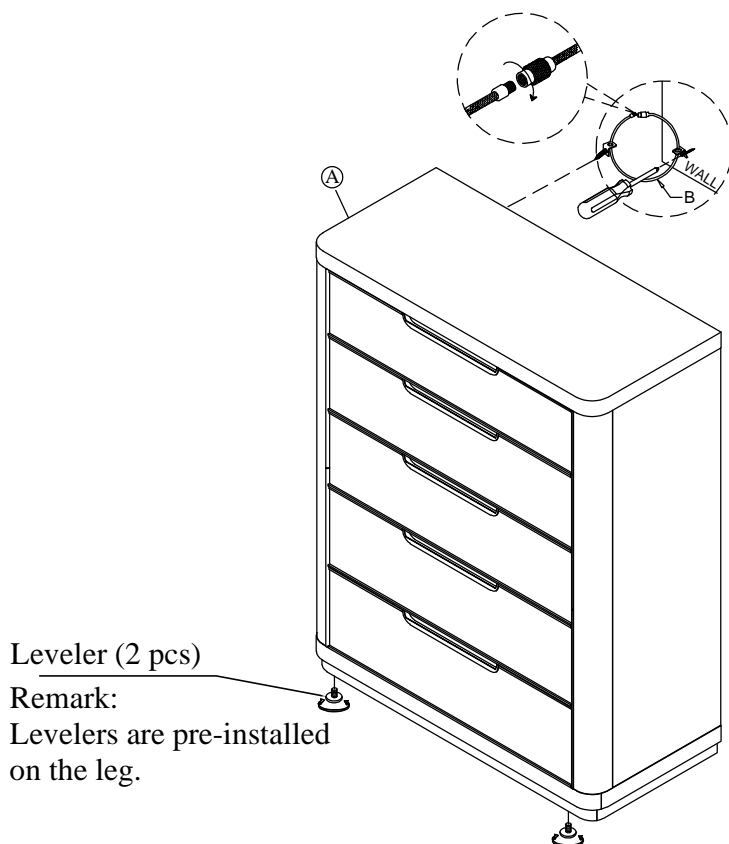
This product is manufactured by PULA for **Rooms To Go**

*** Caution: Please read all instructions carefully before starting the assembly process. These parts are cumbersome and heavy. Therefore, two people are recommended in order to prevent personal injury and ensure the parts are not damaged during the assembly.

*** Remark: DO NOT fully tighten all bolts until assembly is completed.

Code	PARTS LIST :		
A	Chest		1Pc

Code	HARDWARE LIST		
B		FURNITURE TIPPING RESTRAINT	1Set
Tool Required (not provided)			
		Phillip Screwdriver	



REMARK:
Anti-tip hardware
must be installed
by customer.

Leveler (2 pcs)

Remark:
Levelers are pre-installed
on the leg.

Hardware Pack Location (s):

3740-124 - CHEST

, SKU: 32637401