

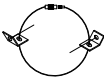
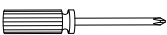
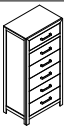



ASSEMBLY INSTRUCTIONS

LWYE 4731 / 4733 - 131 CHEST
SKU # 32647313 / 32647337

Manufactured by (LWYE) for ROOMS TO GO Version 1.0 5/2024

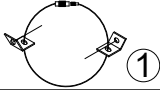
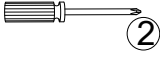
Thank you for purchasing this quality product. Be sure to check all packing material carefully for small parts. Which may have come loose inside the carton during shipment. Identify and count all parts and compare with the hardware list below :

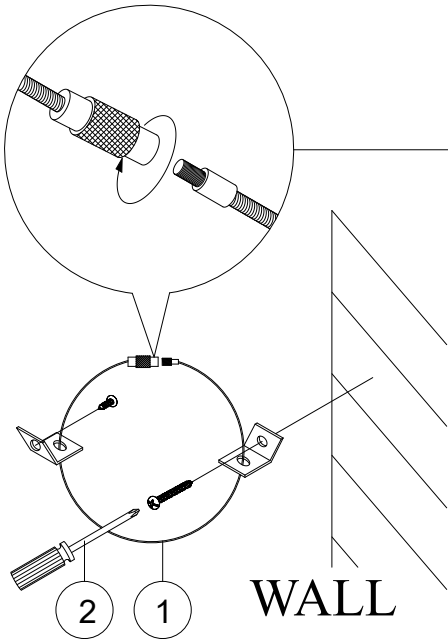
Hardware List	No.	Picture	Description	Dimension	Qty
	①		FURNITURE TIPPING RESTRAINT		1 SET
	②		PHILIPS HEAD SCREWDRIVER	NOT PROVIDED	1 PC
Parts List			Description		Qty
	A		CHEST		1 PC



ASSEMBLY STEP

STEP 1 : To prevent the Chest (A) from tipping, mount one side of the Tipping Restraint (1) to the backside of the Chest (A) and other side to the wall.

Hardware List		
	Description	Qty
	FURNITURE TIPPING RESTRAINT	1 SET
	PHILIP HEAD SCREWDRIVER (NOT PROVIDED)	1 PC



ANTI TIPPING KIT
(SCREW WITH HANDLE)

WARNING
LABEL

HANG TAG

