



# Assembly Instruction

SLAW 135-7532-040 Drawer Chest

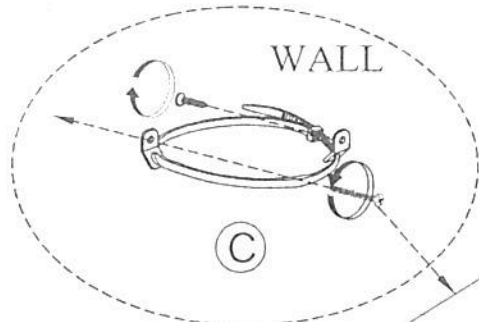
SKU # 32675324

\*\*\*Caution: Please read all instructions carefully before starting the assembly process. These parts are cumbersome and heavy. Therefore, two people are recommended in order to prevent personal injury and insure the parts are not damaged during the assembly

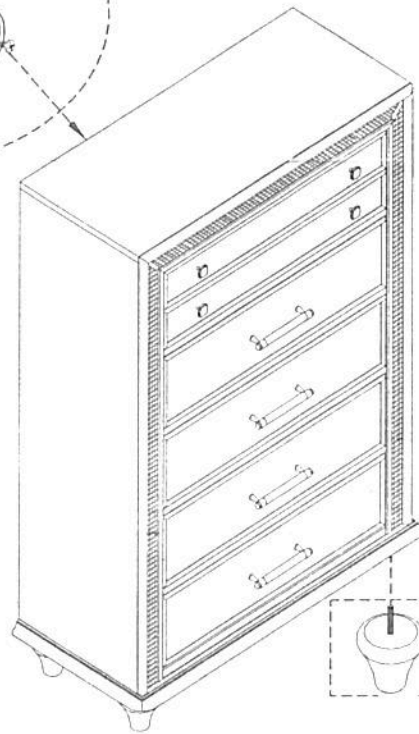
PARTS LIST:			
Code	Description	Sketch	Quantity
A	Drawer Chest		1 pc
B	Bun Foot		4 pcs

Step	Code	Anti Tipping Kit List
2	C	Anti tipping kits  1 Set

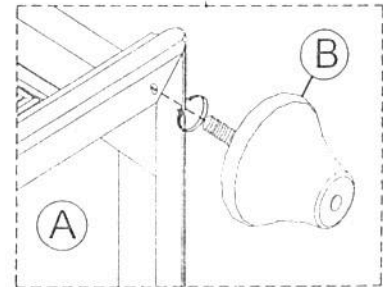
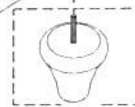
Screw the restraint trings on the back of the Drawer Chest stand and on the wall



STEP 2



STEP 1



Anti Tipping Kit Location(s): inside top drawer.  
Drawer Chest. SKU # 32675324