

ASSEMBLY INSTRUCTION

PULA: 9390-124 - DRAWER CHEST

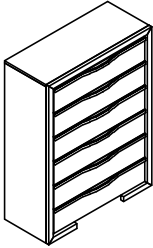
SKU: 32693904



Version#1 - 11/12/2024

This product is manufactured by PULA for **Rooms To Go**

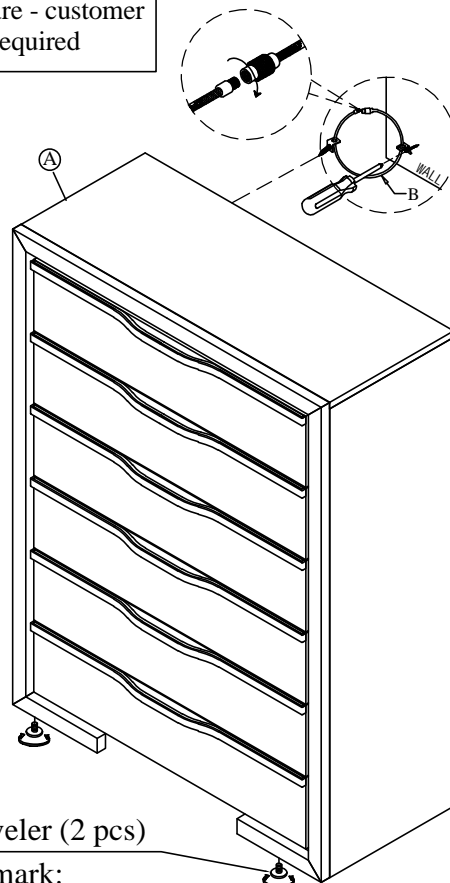
*** Caution: Please read all instructions carefully before starting the assembly process. These parts are cumbersome and heavy. Therefore, two people are recommended in order to prevent personal injury and ensure the parts are not damaged during the assembly.

*** Remark: DO NOT fully tighten all bolts until assembly is completed.

Code	PARTS LIST :		
A	Drawer Chest		1Pc

Code	HARDWARE LIST		
B		FURNITURE TIPPING RESTRAINT	1Set
Tool Required (not provided)			
		Phillip Screwdriver	

REMARK:
Anti-tip hardware - customer assembly required



Leveler (2 pcs)

Remark:
Levelers are pre-installed on the leg.

Hardware Pack Location (s):
9390-124 - DRAWER CHEST

, SKU: 32693904