

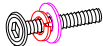

# Assembly Instructions




GINA 4110-10 UPH BENCH SKU 33041106

Thank you for purchasing this quality product. Be sure to check all packing material carefully for small parts, which may have come loose inside the carton during shipment. Identify and count all parts and compare with the HARDWARE LIST below.

Caution: Please read instructions thoroughly before unpacking assembly parts. Sharp, exposed staple tips can cause injury, therefore, for your protection, please remove any exposed staple used in packing.

1. We recommend that you should assemble this product with the assistance of another person; this will make assembly easier, and will help to eliminate damage to the product or injury to persons during assembly.
2. Please do not over tighten screws or bolts until the assembly is completed.

NO:	HARDWARE LISTS	Q'TY
A	AllenBolts(5/16"x45 mm) 	8
B	Allenkey(4 mmx32 x75 ) 	1

NO:	PARTS LISTS	Q'TY
1	SEAT FRAME 	1
2	ARMS 	2
3	CUSHION 	1

