




# Assembly Instructions

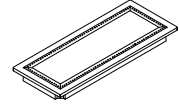
NCHF 5213-0BN BENCH - SKU# 33052135

Manufactured by NCHF for Rooms To Go


VERSION 1-2024/03/19

Step	Code	Hardware		Q'TY
2-3	A	4MM Allen Key		1 Pc

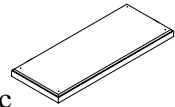
## PARTS LIST



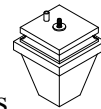
1. Seat - 1 Pc



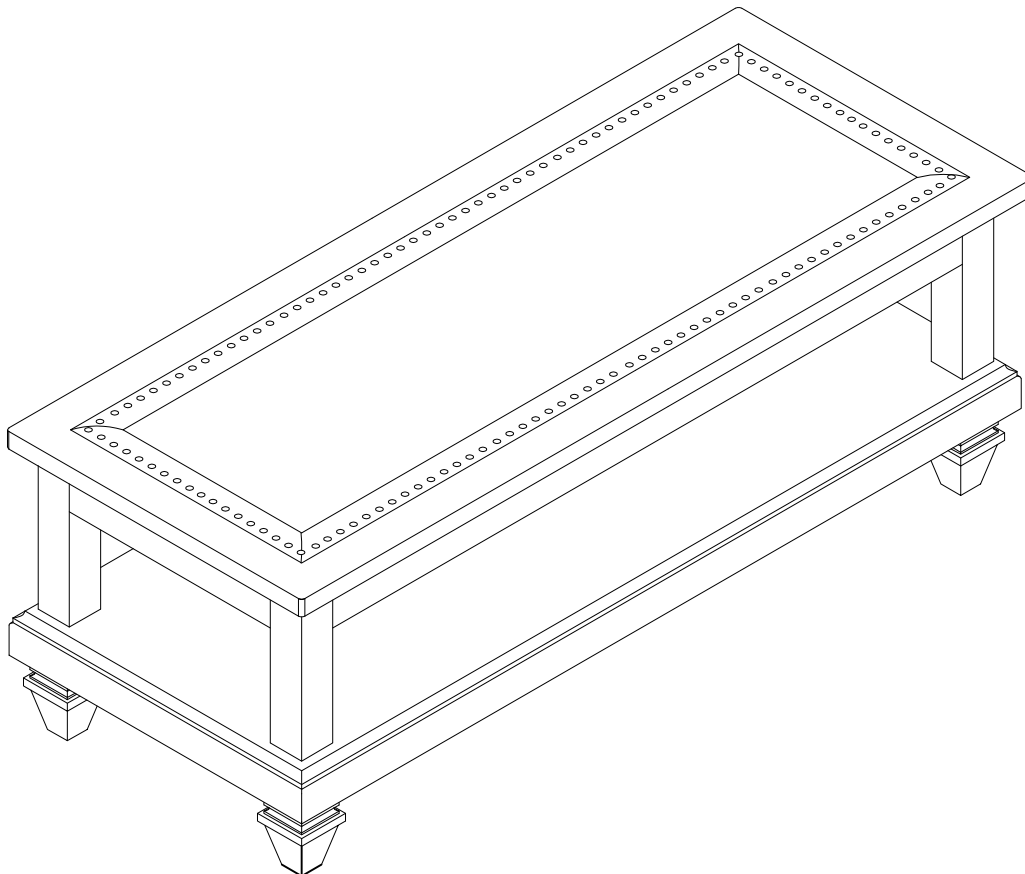
2. KD. Leg - 4 Pcs



3. Shelf - 1 Pc



4. Foot- 4 Pcs



HARDWARE PACK LOCATION(S):

NCHF 5213-0BN BENCH - SKU# 33052135



# Assembly Instructions

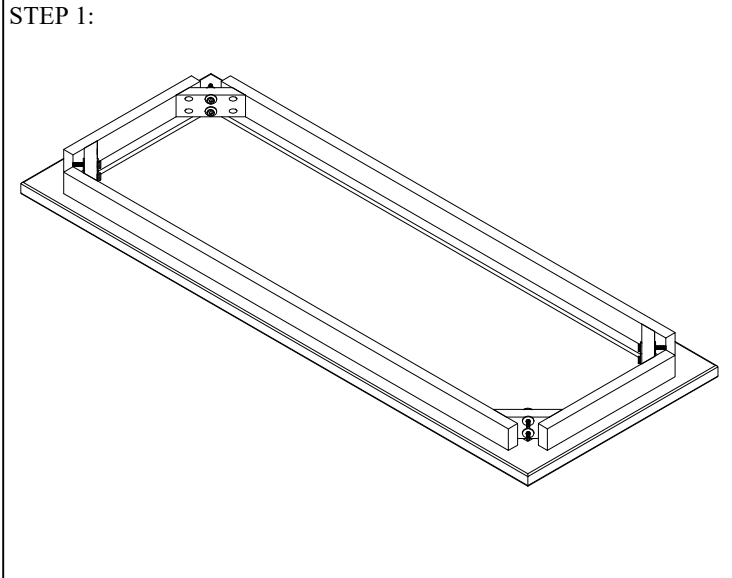
NCHF 5213-0BN BENCH - SKU# 33052135

Manufactured by NCHF for Rooms To Go

VERSION 1-2024/03/19

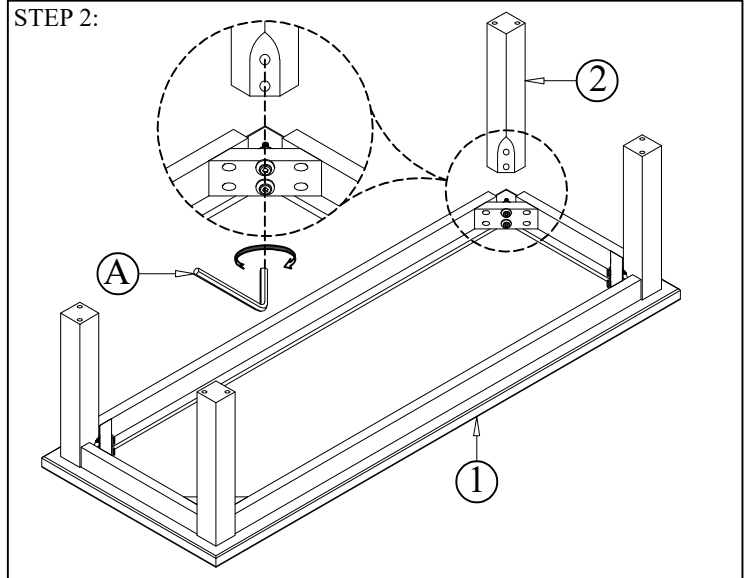
\*\*\*Caution: Please read all instructions carefully before starting the assembly process. These parts are cumbersome and heavy. Therefore, two people are recommended in order to prevent personal injury and insure the part are not damaged during assembly.

STEP 1:



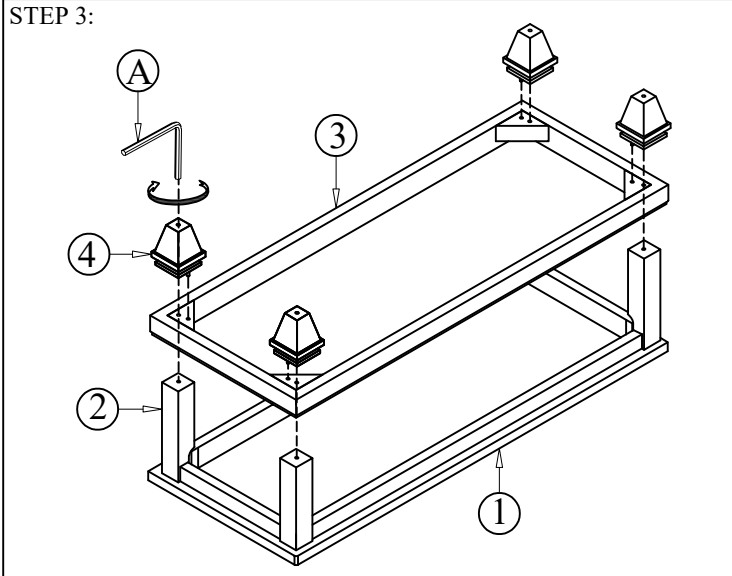
Put seat up side down on a clean and soft surface  
Remarks: The bolts were pre-installed on mirror supports

STEP 2:

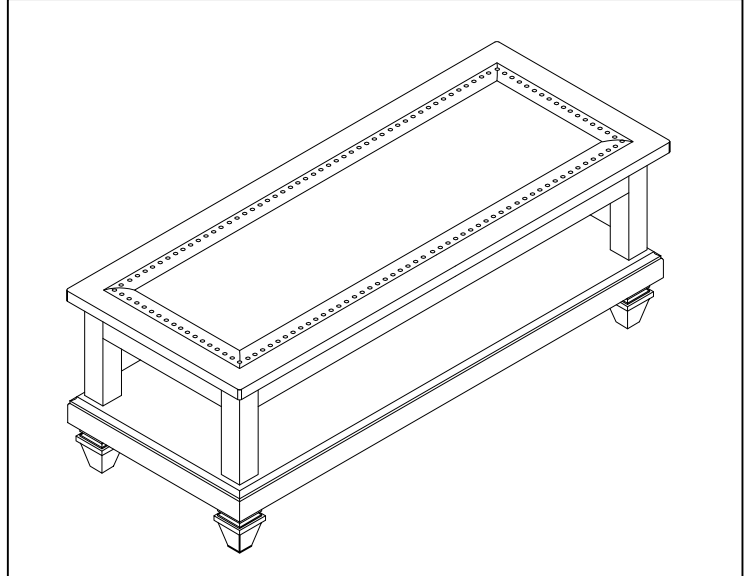


Attach 4 legs to it.  
Note: Do not tighten all bolts until the Bench is fully assembled.

STEP 3:



Assemble shelf and foot to the bottom of the leg with long bolts as shown above.



Tighten all bolts then turn over

HARDWARE PACK LOCATION(S):

NCHF 5213-0BN BENCH - SKU# 33052135