

Assembly Instructions

HFVC 8470/8471- SCH

SKU# 33084702/33084714

This product is manufactured by HFVC for


ROOMS TO GO ►

*****Caution:** Please read all instructions carefully before starting the assembly process. These part are cumbersome and heavy. Therefore, two people are recommended in order to prevent personal injury and ensure the parts are not damaged during the assembly.

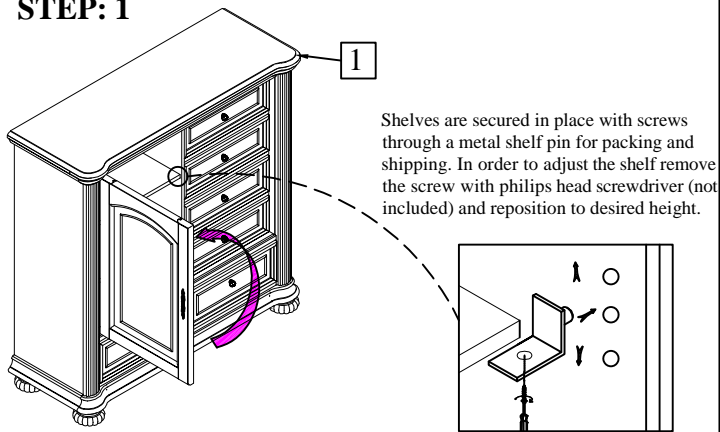
Code	PART LIST		
1	Door Chest		1PC

Step	Code	HARDWARE LIST		
1	A	Furniture Tipping Restraint		1set

TOOLS REQUIRED (NOT PROVIDED)

Description	Sketch
Phillips Screwdriver	

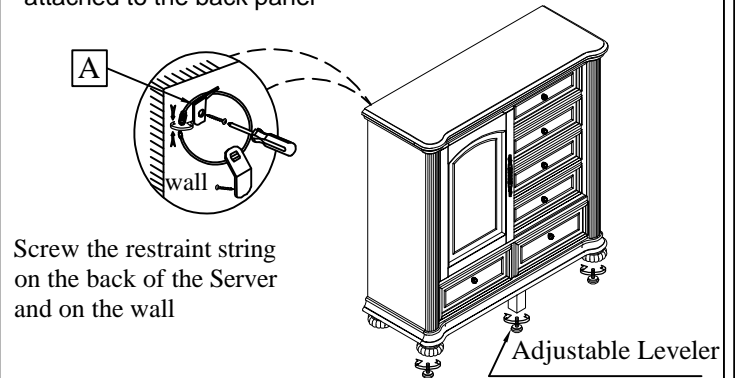
STEP: 1



STEP: 2

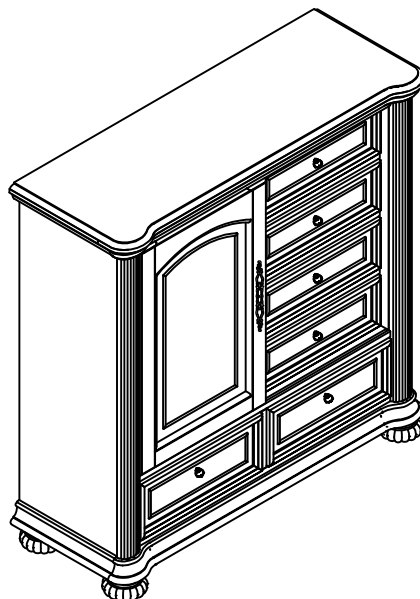
Remark: Tipping hardware attached to the back panel

Remark:
Anti-tip hardware - customer
assembly required



Assemble the handles by tightening the screws that are attached at the back

COMPLETED



Hardware Pack location(s)

HFVC 8470/8471- SCH

SKU# 33084702/33084714

MADE IN VIETNAM

Residential Use Only

Version 1: 23-May-2024

1 OF 1