



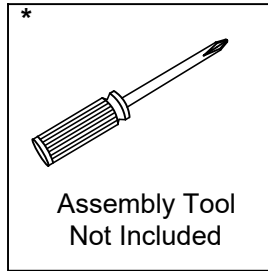
ASSEMBLY INSTRUCTION

DAVIS DIRECT

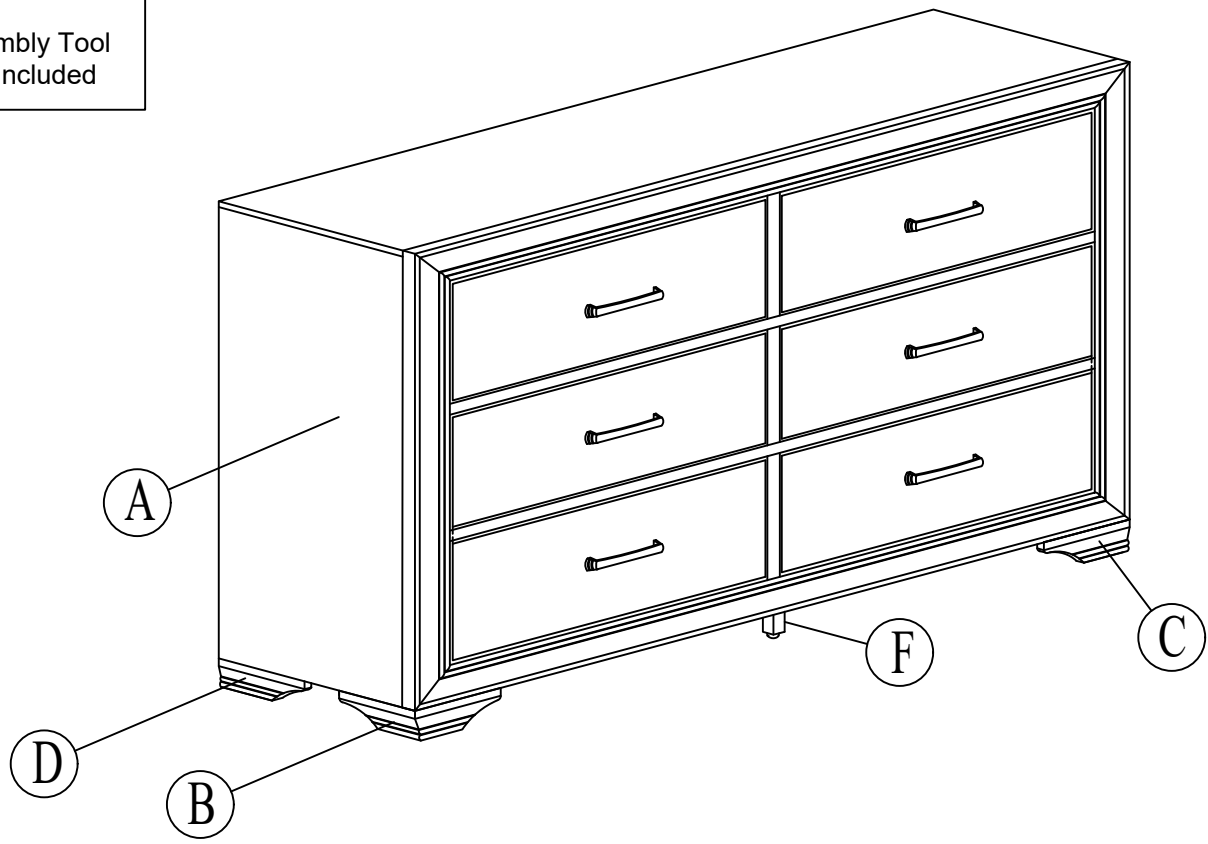
DVDR 6 DRAWER DRESSER
SKU 33116220 - HD 1622 - 352

Thank you for purchasing this quality product. Be sure to check all packing material carefully for small parts, which may have come loose inside the carton during shipment. Identify and count all parts and compare with the parts list below:

	No.	Picture	Description	Dimension	Qty
Hardware List	①		JCBC (M6) with Spring Washer and Washer	M6 x P1.0 x 40mm	8 Pcs
	②		Allen Key (M4)	4 x 65mm	1 Pc
Part List	No.	Description			Qty
	A	Dresser			1 Pc
	B	Front Left Leg (Packed Inside Drawer)			1 Pc
	C	Front Right Leg (Packed Inside Drawer)			1 Pc
	D	Back Left Leg (Packed Inside Drawer)			1 Pc
	E	Back Right Leg (Packed Inside Drawer)			1 Pc
	F	Support Leg Center (packed Inside Drawer)			1 Pc
	G	Tipping Restrain			1 Pc



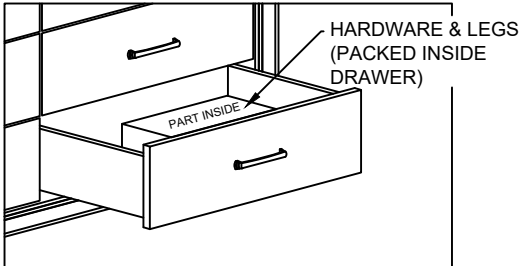
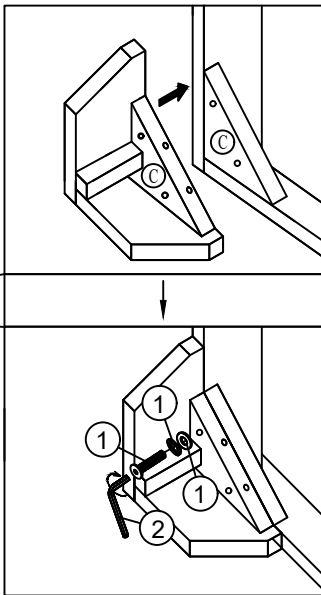
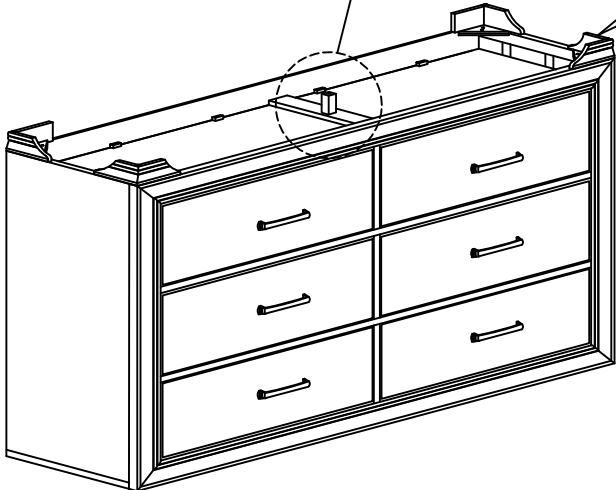
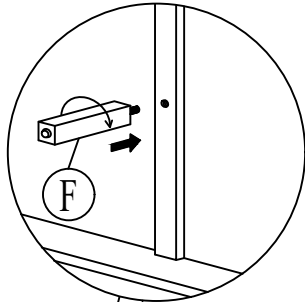
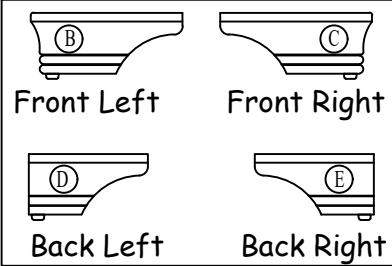
* Hardware & Legs Packed Inside Bottom Drawer.



Assembly Step

STEP 1

Fasten the leg as shown.



STEP 2

