



# LWYE ASSEMBLY INSTRUCTIONS

## DRESSER

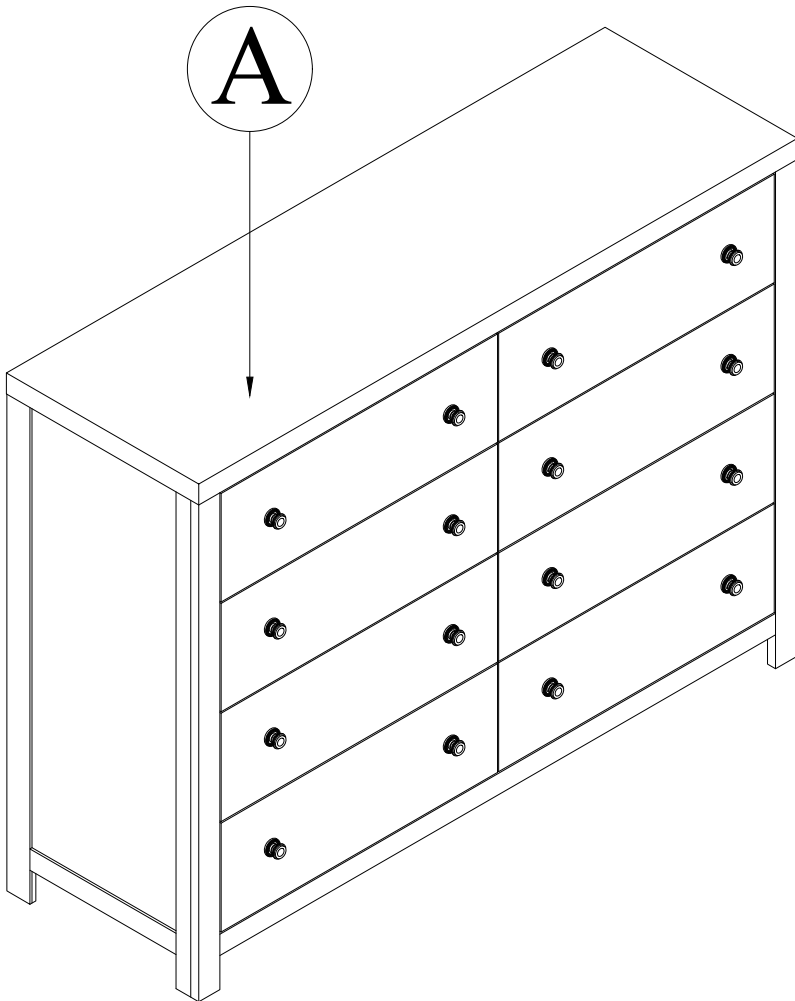
MODEL : 7450 / 7452 / 7454

7450 / 7452 / 7454 - 111N SKU # 33174501 / 33174525 / 33174549

Thank you for purchasing this quality product. Be sure to check all packing material carefully for small parts. Which may have come loose inside the carton during shipment. Identify and count all parts and compare with the hardware list below :

Parts List	No.	Description	Qty
	A	Dresser	1 Pc

Notes :



**Serious or fatal crushing injuries can occur from furniture tip-over. To help prevent tip-over :**

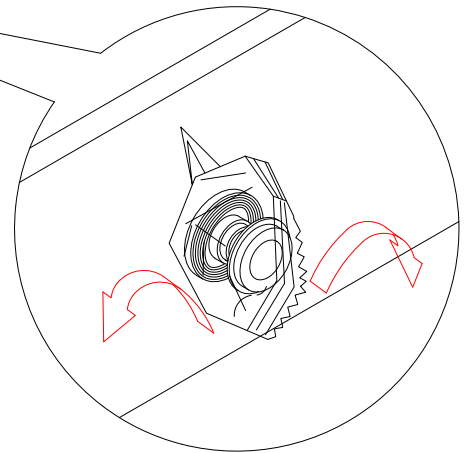
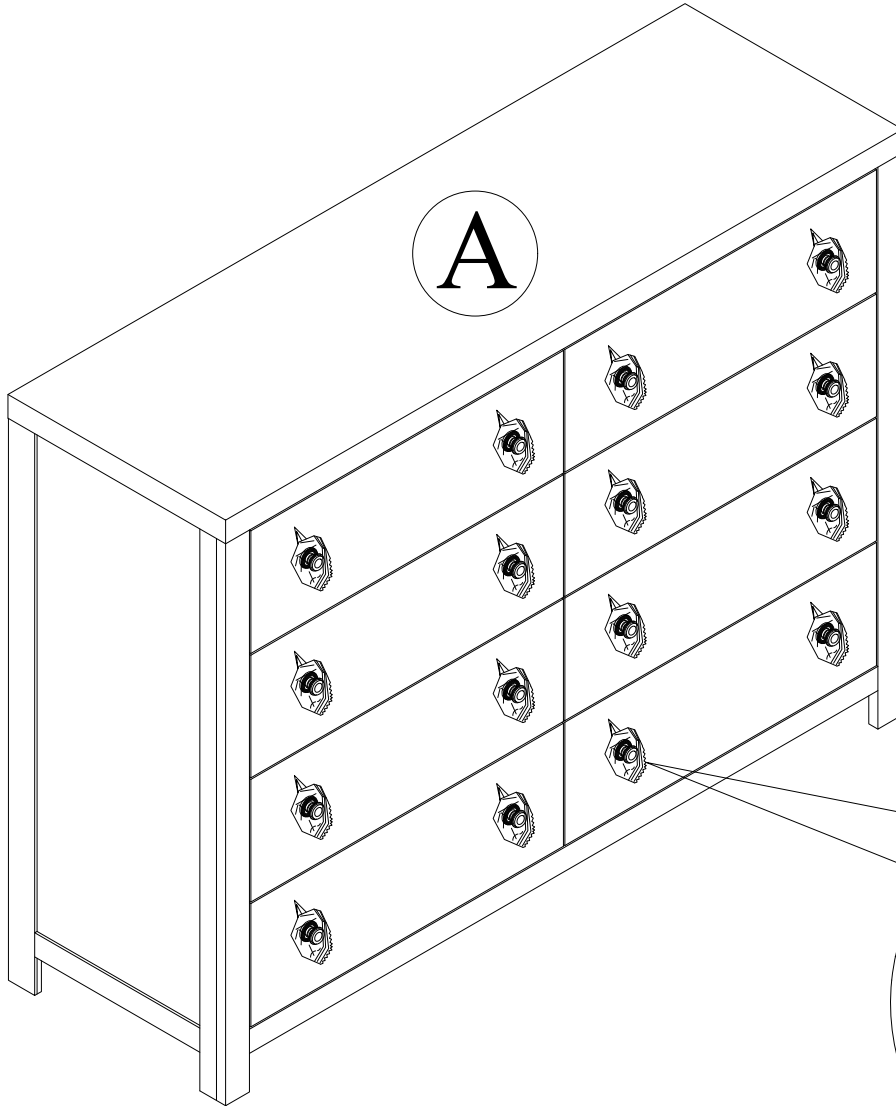
- \*Place heaviest items in the lowest drawers.
- \*Unless specifically designed to accommodate, do not set TVs or other heavy object on the top of this product.
- \*Never allow children to climb or hang on drawers, doors, or shelves.
- \*Never open more than one drawer at a time.  
(OR)
- \*Do not defeat or remove the drawer interlock system.

**Use of tip-over restraints may only reduce, but not eliminate the risk of tip over.**

# Assembly step

## STEP 1

Tear off the plastic bag



Tear off the plastic bag from handle

NOTE :