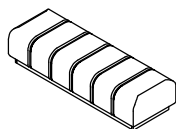





This product is manufactured by PULA for **Rooms To Go**

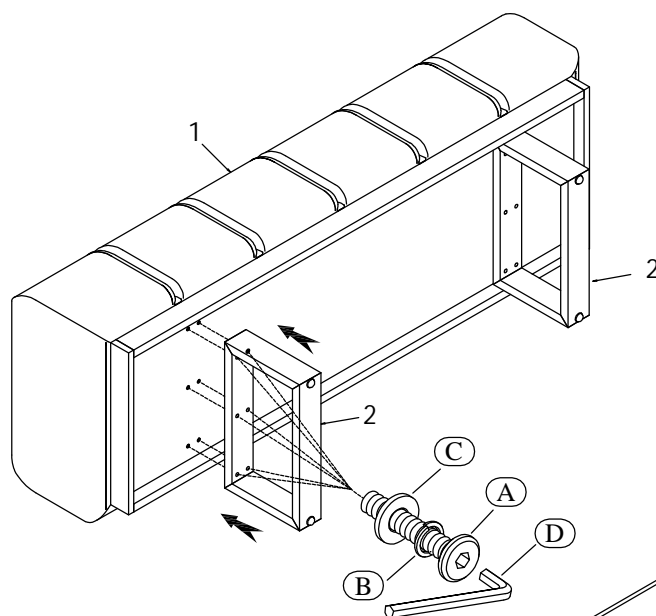
*** Caution: Please read all instructions carefully before starting the assembly process. These parts are cumbersome and heavy. Therefore, two people are recommended in order to prevent personal injury and ensure the parts are not damaged during the assembly.

*** Remark: DO NOT fully tighten all bolts until assembly is completed.

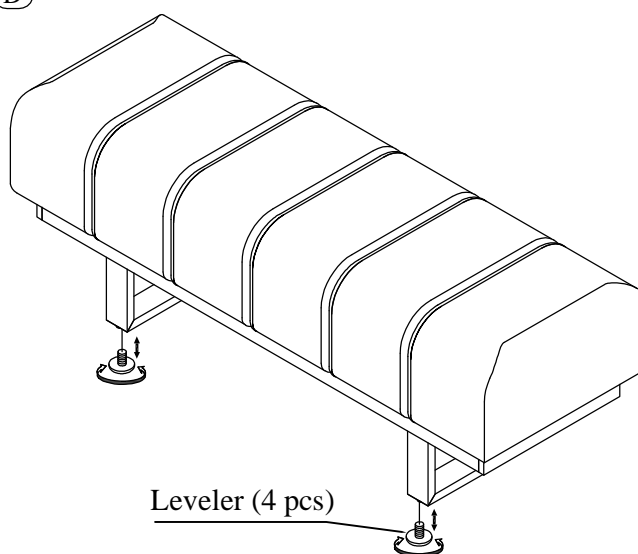
Code	PARTS LIST :		
1	Seat Cushion		1Pc
2	Metal Legs		2Pcs

Code	HARDWARE LIST OF 3372-132		
A	Allen Head Bolt $\phi 1/4"$ -20 x 1-1/2"		12Pcs
B	Flat Washer $\phi 1/4"$ x 16*2mm		12Pcs
C	Spring Washer $\phi 1/4"$		12Pcs
D	Allen Key 4mm		1Pc

STEP 1: Attached the Seat Cushion (1) to the Metal Legs (2). Use the Allen Key (D) To Tighten Flat Washer (B), Lock Washer (C) & Allen Bolt (A).



STEP 2



Leveler (4 pcs)

Hardware Pack Location (S): 3372-132 Bed Bench - SKU# 33233723