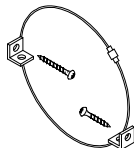


Assembly Instructions

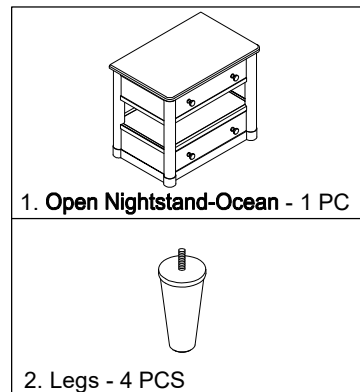
BFGP 3399-1220

OPEN NIGHTSTAND-OCEAN

SKU# 33233999

STEP	CODE	HARDWARE		Q'TY
3	A		Furniture Tipping Restraint (Not included screwdriver)	1 SET

PART LISTS



Hardware Pack Location (s):
BFGP 3399-1220 OPEN NIGHTSTAND-OCEAN
SKU# 33233999



This product is manufactured by BFGP for

ROOMS TO GO ►

MADE IN VIETNAM

VERSIONS# 2 - 05/21/2024

1 OF 2

Assembly Instructions

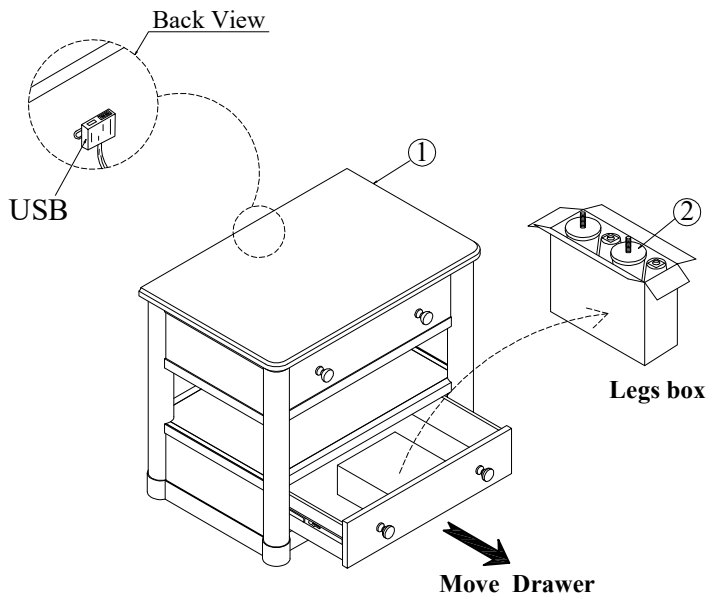
BFGP 3399-1220

OPEN NIGHTSTAND-OCEAN

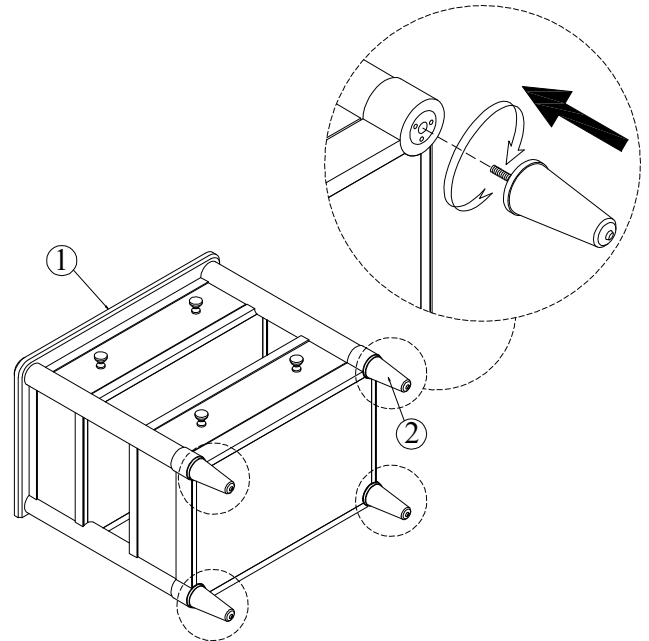
SKU# 33233999

***Caution: Please read all instructions carefully before starting the assembly process. These parts are cumbersome and heavy. Therefore, two people are recommended in order to prevent personal injury and ensure the parts are not damage during the assembly.

STEP 1: Legs are in the drawer. Remove Legs (2) from inner box.

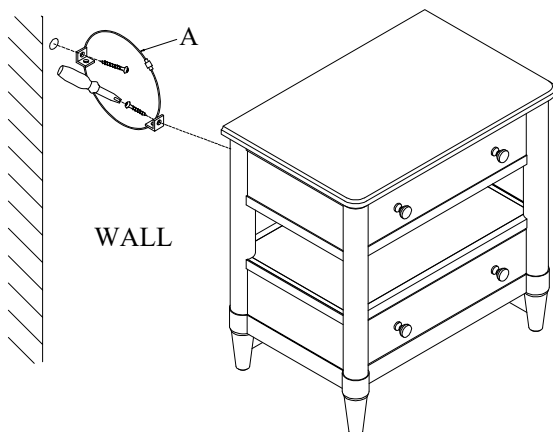


STEP 2: Assemble the Legs (2) to the , open nightstand-ocean (1) as shown.




STEP 3: Move the Open Nightstand into final position and use tipping restraint attach to wall. Insert the screw (A) by using the screwdriver.

***Not included**



COMPLETED

WALL



This product is manufactured by BFGP for

ROOMS TO GO

MADE IN VIETNAM

VERSIONS# 2 - 05/21/2024

2 OF 2