



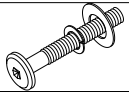


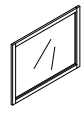

ASSEMBLY INSTRUCTIONS

LWYE 7450 / 7452 / 7454 - 121N MIRROR
SKU # 33274503 / 33274527 / 33274541

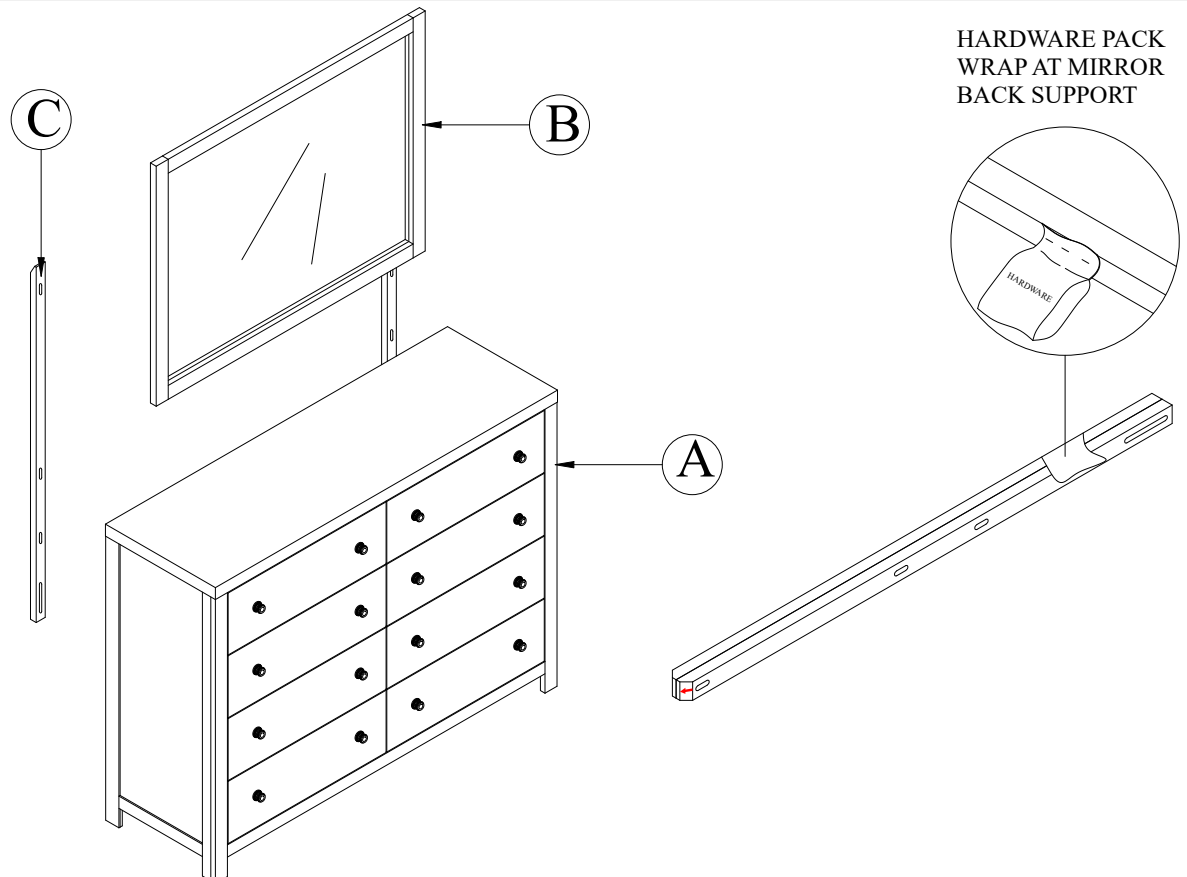
Manufactured by (LWYE) for ROOMS TO GO

Version 1.0 4/2025

Thank you for purchasing this quality product. Be sure to check all packing material carefully for small parts. Which may have come loose inside the carton during shipment. Identify and count all parts and compare with the hardware list below :

	No.	Picture	Description	Dimension	Qty
Hardware List	①		JCBC BOLT	M6 x P1.0 x 35mm	8 PCS
	②		M4 ALLEN WRENCH	4 x 65MM	1 PC
Parts List			Description		Qty
	A		DRESSER		1 PC
	B		MIRROR		1 PC
	C		MIRROR BACK SUPPORT		2 PCS

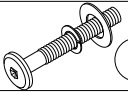
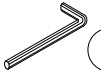
Notes : * Mirror Back Support Pack with Mirror



* Hardware pack in carton - SKU # 33274503 / 33274527 / 33274541

ASSEMBLY STEP

STEP 1 : Assembly mirror (B) and mirror back support (C) to the dresser (A).

Hardware List		
	Description	Qty
 ①	JCBC BOLT	8 PCS
 ②	M4 ALLEN WRENCH	1 PC

