



ASSEMBLY INSTRUCTION

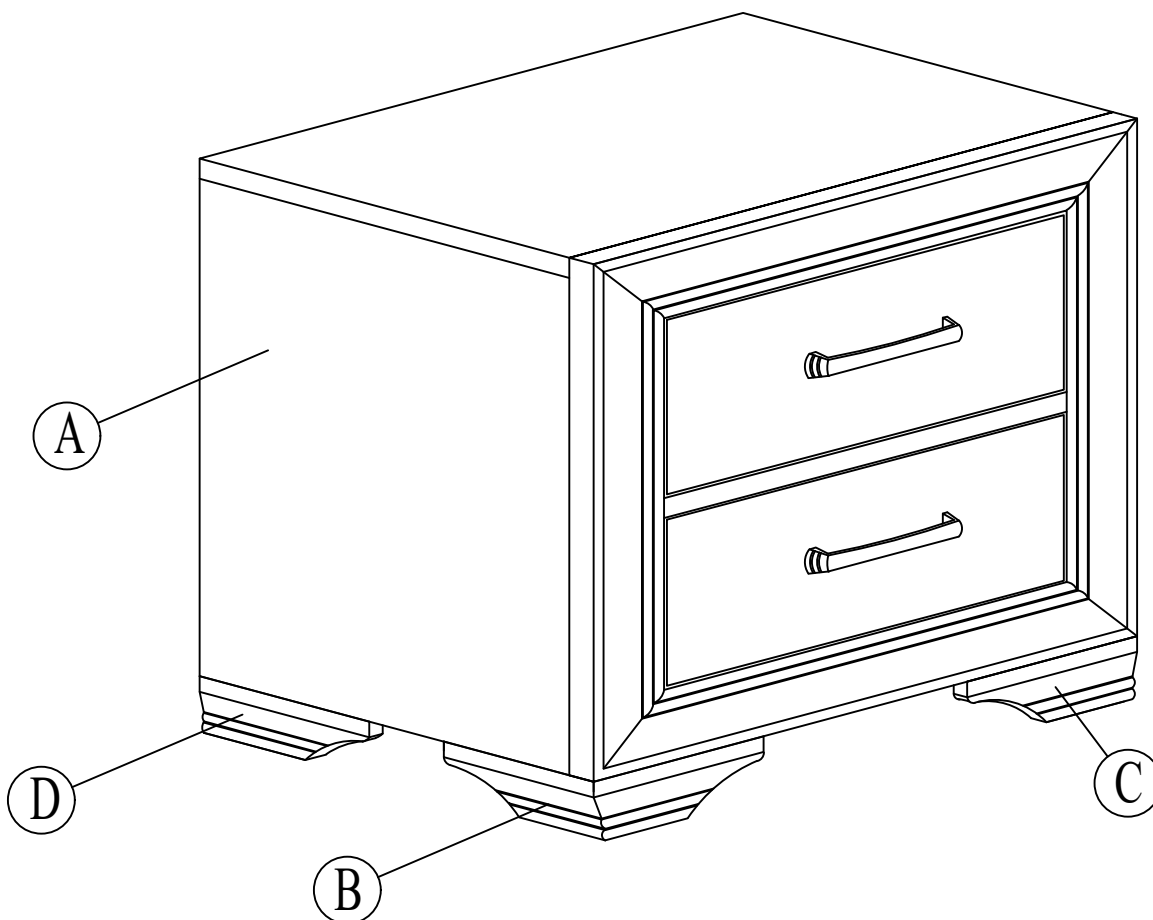
DAVIS DIRECT

DVDR 2 DRAWER NIGHTSTAND
SKU 33516191 - HD 1619 - 403

Thank you for purchasing this quality product. Be sure to check all packing material carefully for small parts, which may have come loose inside the carton during shipment. Identify and count all parts and compare with the parts list below:

Hardware List	No.	Picture	Description	Dimension	Qty
	①		JCBC (M6) with Spring Washer and Washer	M6 x P1.0 x 40mm	8 Pcs
	②		Allen Key (M4)	4 x 65mm	1 Pc
Part List	No.	Description			Qty
	A	Nightstand			1 Pc
	B	Front Left Leg (Packed Inside Drawer)			1 Pc
	C	Front Right Leg (Packed Inside Drawer)			1 Pc
	D	Back Left Leg (Packed Inside Drawer)			1 Pc
	E	Back Right Leg (Packed Inside Drawer)			1 Pc
	F	Tipping Restrain			1 Pc

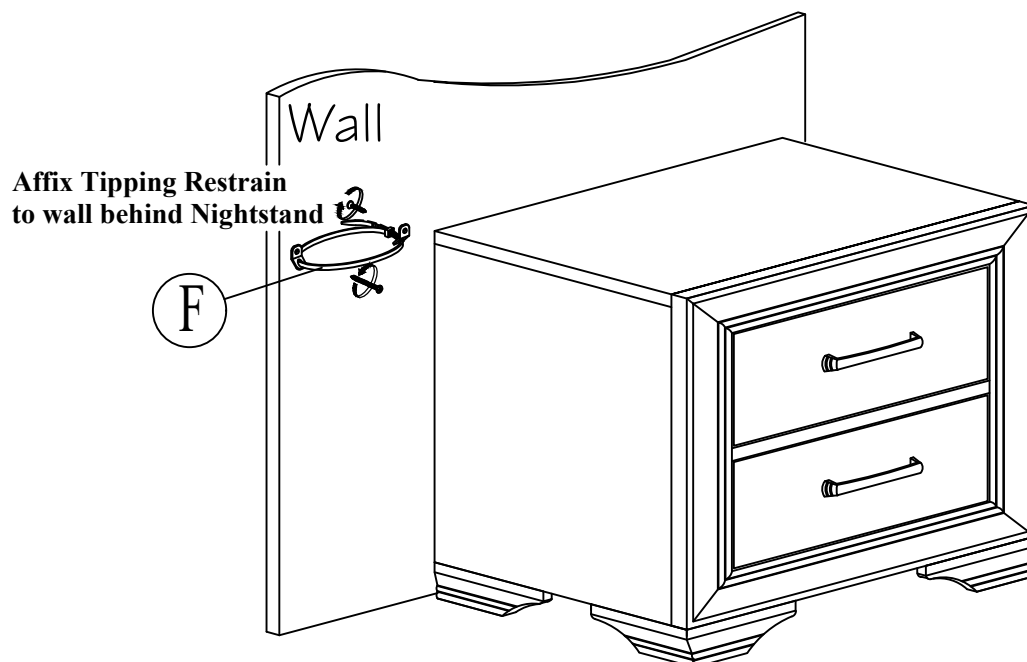
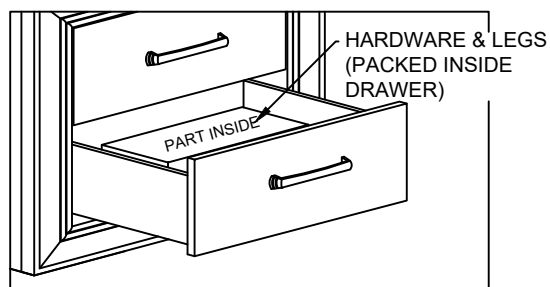
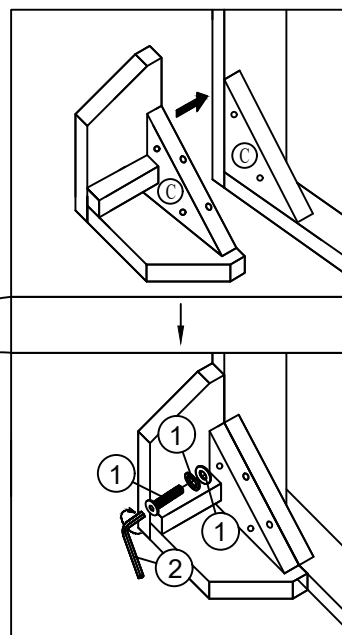

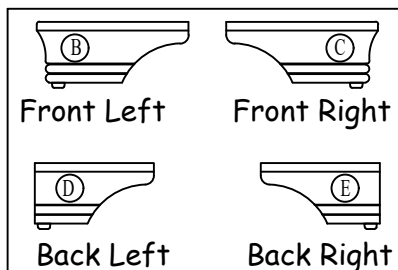
* Hardware & Legs Packed Inside Bottom Drawer.



Assembly Step

STEP 1

Fasten the leg as shown.



ASSEMBLY TIPS:

1. Remove hardware from box and sort by size.
2. Please check to see that all hardware and parts are present prior start of assembly.
3. Please follow attached instructions in the same sequence as numbered to assure fast and easy assembly.

⚠ WARNING!

1. Don't attempt to repair or modify parts that are broken or defective. Please contact the store immediately.
2. This product is for home use only and not intended for commercial establishments.