




*** Caution: Please read all instructions carefully before starting the assembly process. These parts are cumbersome and heavy Therefore, two people are recommended in order to prevent personal injury and ensure the parts are not damaged during the assembly

*** Note: Do not tighten all the bolts until the assembly is fully complete

| Code | PART LIST: | | |
|------|------------|---|-----|
| A | Nightstand |  | 1PC |

| Code | HARDWARE LIST | | |
|------|------------------|---|------|
| B | Anti-tipping kit |  | 1SET |

| TOOLS REQUIRED (NOT PROVIDED) | |
|-------------------------------|---|
| Description | Sketch |
| Phillips Screwdriver |  |

