

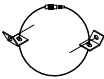
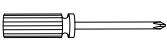



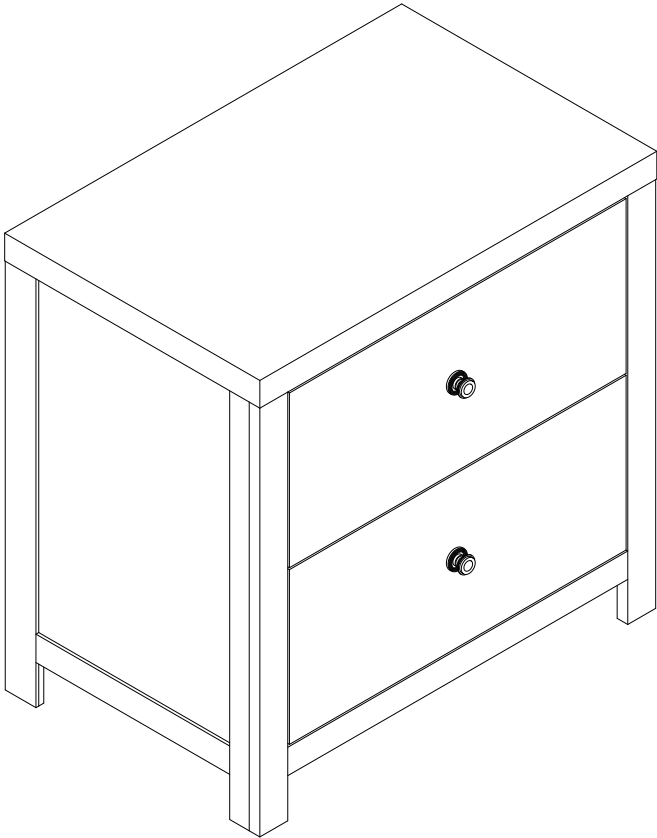
# ASSEMBLY INSTRUCTIONS

LWYE 7450 / 7452 / 7454 - 150N NIGHT STAND  
SKU # 33574509 / 33574523 / 33574547

Manufactured by (LWYE) for ROOMS TO GO Version 1.0 4/2025

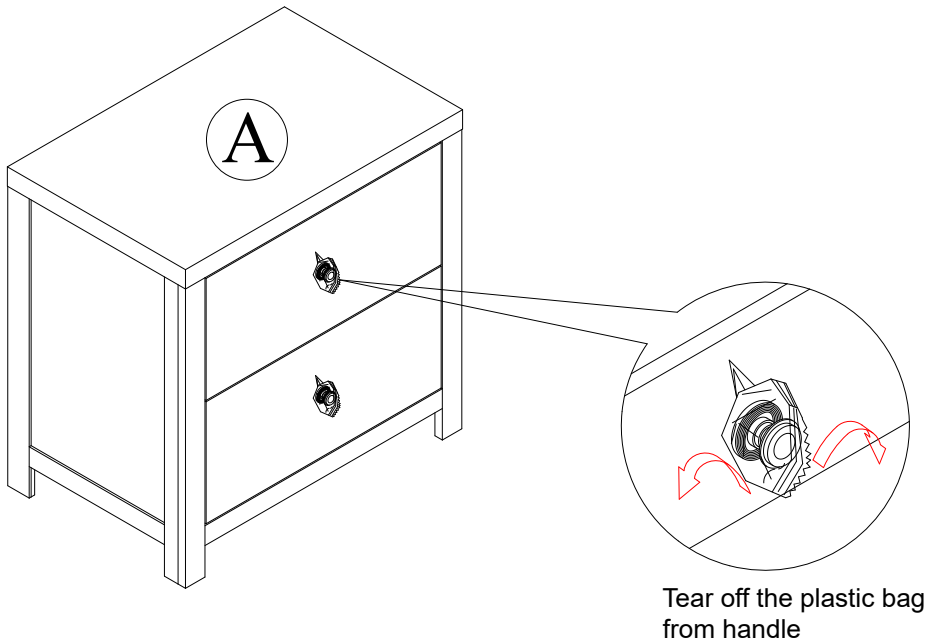
Thank you for purchasing this quality product. Be sure to check all packing material carefully for small parts. Which may have come loose inside the carton during shipment. Identify and count all parts and compare with the hardware list below :

	No.	Picture	Description	Dimension	Qty
Hardware List	①		FURNITURE TIPPING RESTRAINT		1 SET
	②		PHILIPS HEAD SCREWDRIVER	NOT PROVIDED	1 PC
Parts List			Description		Qty
	A		NIGHT STAND		1 PC



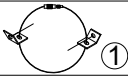
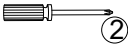
# ASSEMBLY STEP

STEP 1 : Tear off plastic bag as shown.



Tear off the plastic bag from handle

STEP 2 : To prevent the Nightstand (A) from tipping, mount one side of the Tipping Restraint (1) to the backside of the Nightstand (A) and other side to the wall.

Hardware List		
	Description	Qty
	FURNITURE TIPPING RESTRAINT	1 SET
	PHILIP HEAD SCREWDRIVER (NOT PROVIDED)	1 PC

