



Manufactured by PNWD for Rooms To Go

ASSEMBLY INSTRUCTION

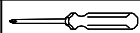
PNWD 3230-DCH DOOR CHEST - SKU: 33632301

Version #1 - 2024/12/24

THANK YOU FOR PURCHASING THIS QUALITY PRODUCT. BE SURE TO CHECK ALL PACKING MATERIALS CAREFULLY FOR SMALL HARDWARE WHICH MAY HAVE COME LOOSE INSIDE THE CARTON DURING SHIPMENT. IDENTIFY AND COUNT ALL HARDWARE AND COMPARE WITH THE HARDWARE LIST BELOW.

TOOLS REQUIRED (NOT PROVIDED)

Screwdriver

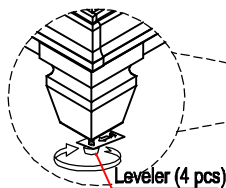
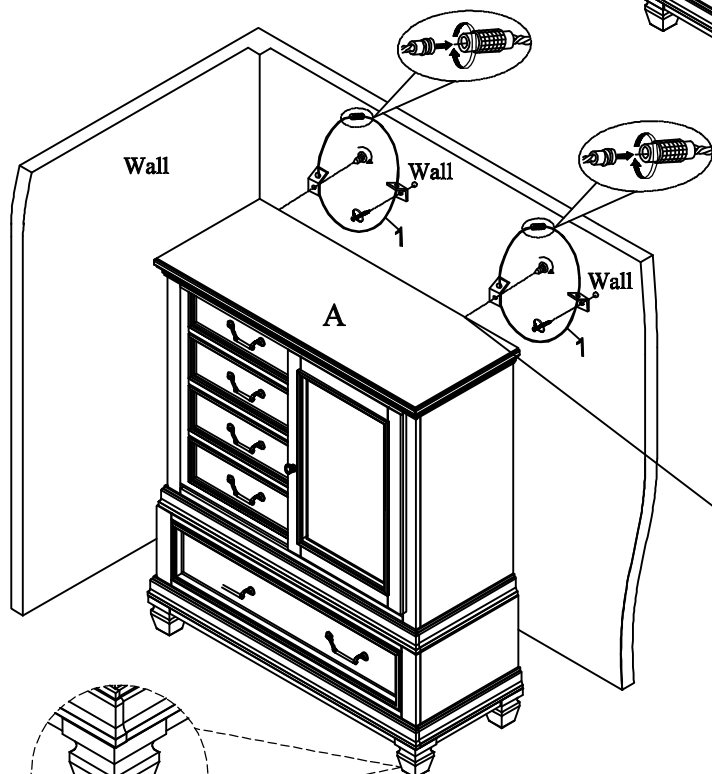
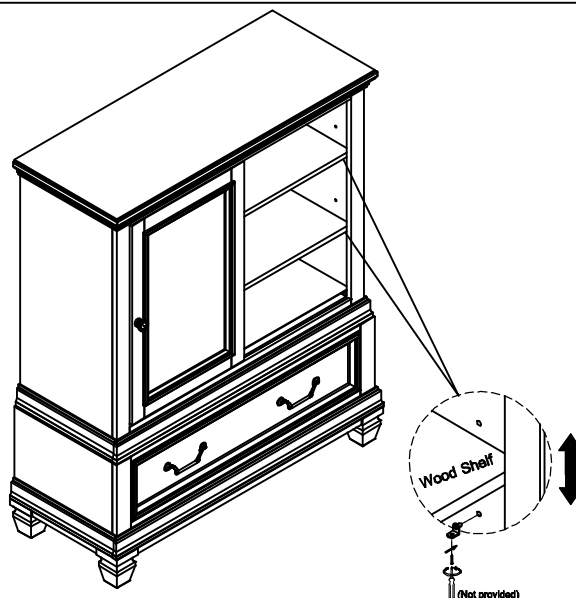


PARTS LIST :

No.	Description	Sketch	Q'ty
A	Door Chest		1

HARDWARE LIST :

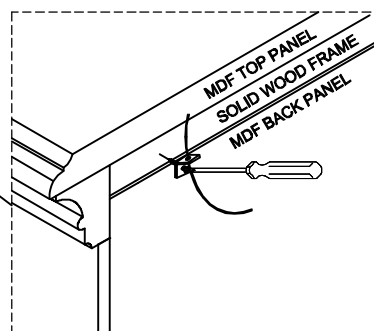
NO.	HARDWARE LIST	Q' TY
1	Anti-tipping hardware	2



Leveler (4 pcs)

Levelers are provided to make slight adjustments to level the product as floors are often not level in homes.

Remark:
Anti-tipping hardware - customer assembly required



REMARK: Tip restraint kit provided MUST be installed to solid wood back frame only . DO NOT install to PB top panel or MDF back panel.

Hardware Pack Location (s): Anti-tipping hardware > Placed at inside top drawer
3230-DCH Door Chest, SKU : 33632301