



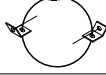
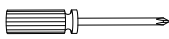

ASSEMBLY INSTRUCTIONS


LWYE 4731 / 4733 - 132 GENTS CHEST
SKU # 33647314 / 33647338

Manufactured by (LWYE) for ROOMS TO GO

Version 1.0 5/2024

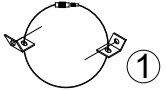
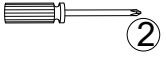
Thank you for purchasing this quality product. Be sure to check all packing material carefully for small parts. Which may have come loose inside the carton during shipment. Identify and count all parts and compare with the hardware list below :

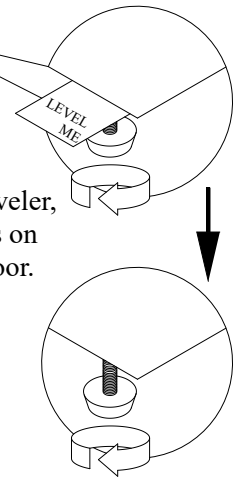
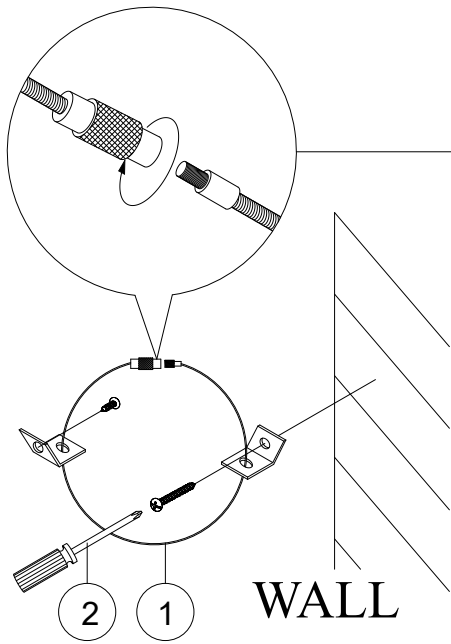
	No.	Picture	Description	Dimension	Qty
Hardware List	①		FURNITURE TIPPING RESTRAINT		1 SET
	②		PHILIPS HEAD SCREWDRIVER	NOT PROVIDED	1 PC
Parts List			Description		Qty
	A		GENTS CHEST		1 PC



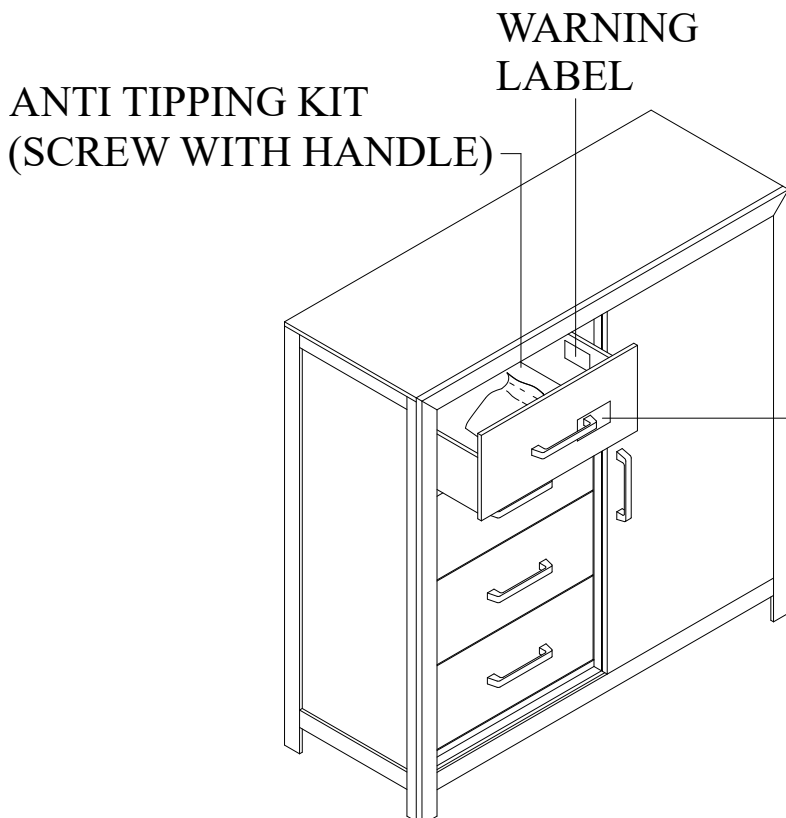
ASSEMBLY STEP

STEP 1 : To prevent the Gents Chest (A) from tipping, mount one side of the Tipping Restraint (1) to the backside of the Gents Chest (A) and other side to the wall.

Hardware List		
	Description	Qty
	FURNITURE TIPPING RESTRAINT	1 SET
	PHILIP HEAD SCREWDRIVER (NOT PROVIDED)	1 PC



After assembly, adjust leveler, if found uneven levelness on product due to uneven floor.



HANG TAG