


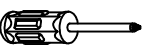
ASSEMBLY INSTRUCTION


JSFC


7261-8N / 7262 - 8 CHEST

SKU 33672610 / 32672621

Thank you for purchasing this quality product. Be sure to check all packing materials carefully for small parts which may have come loose inside the carton during shipment. Identify and count all parts and compare with the parts list below.

	NO.	Picture	Description	Q'TY
HARDWARE LIST	1		Furniture Tipping Restraint	1 Set
	2		Tool Required (not provided)	

	NO.	Description	sketch	Q'TY
COMPONENT LIST	A	Chest		1 pc



Children have died from furniture tipover. To reduce the risk of furniture tipover:

- ALWAYS install tipover restraint provided.
- NEVER put a TV on this product.
- NEVER allow children to stand, climb or hang on drawers, doors, or shelves.
- NEVER open more than one drawer at a time.
- Place heaviest items in the lowest drawers.

PARTS DETAILS

ASSEMBLY INSTRUCTION

JSFC

7261-8N / 7262 - 8 CHEST

SKU 33672610 / 32672621

ASSEMBLY STEP

STEP 1 Attach the anti-tipping kit to the wall

