






# ASSEMBLY INSTRUCTIONS





ITEM NO: SLAW 5137-430

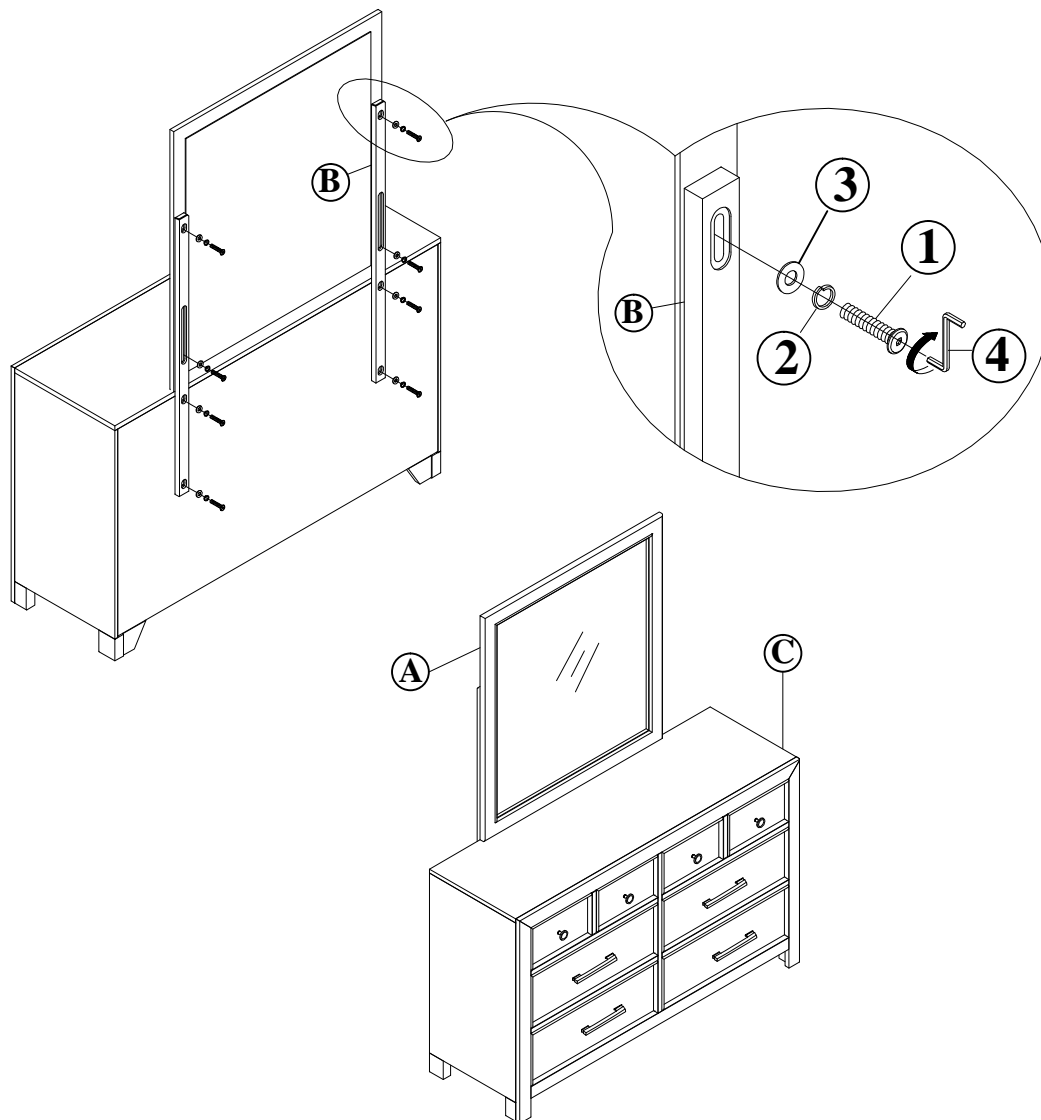
SKU: 34051374

DESCRIPTION: LANDSCAPE MIRROR

Thank you for purchasing this quality product. Be sure to check all packing material carefully for small Hardware which may have come loose inside the carton during shipment. Identify and count all Hardware and compare with the Hardware List Below.

PARTS LIST			
No.	Drawing	Description	Qty.
A		Landscape Mirror	1 PC
B		Mirror Support	2 PCS
C		Dresser	1 PC

HARDWARE LIST				
No.	Drawing	Description	Size	Qty.
1		Bolt	1/4" x 30 x 1 1/4"	8 PCS
2		Lock washer	1/4"	8 PCS
3		Flat washer	1/4" x 19mm	8 PCS
4		Allen Key Z	M4	1 PC



MADE IN VIET NAM