
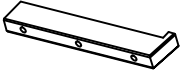


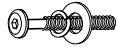





Thank you for purchasing this quality product. Be sure to check all packing material carefully for small parts, which may have come loose inside the carton during shipment. Identify and count all parts and compare with the **HARDWARE LIST** below.

Caution : Please read instructions thoroughly before unpacking assembly parts . Sharp, exposed staple tips can cause injury, therefore , for your protection , please remove any exposed staples used in packing .

1. We recommend that you should assemble this product with the assistance of another person ; this will make assembly easier , and will help to eliminate damage to the product or injury to persons during assembly.
2. Please do not over tighten screws or bolts .until the assembly is completed.
3. Please put all parts on a non - abrasive floor before assembly , and follow the assembly steps to assemble your newly purchased product correctly and efficiently.

No.	Parts list	Q'ty
A	 Nightstand	1
B	 Legs	2

Step	Hardware List	Q'ty
1	 Φ 5/16" *2-1/8" L Allen bolt	6
	 Φ 5/16" * Φ 13 Spring washer	
	 Φ 5/16" * Φ 19mm * 2mmT Flat washer	
	 Allen wrench (4mm)	1

