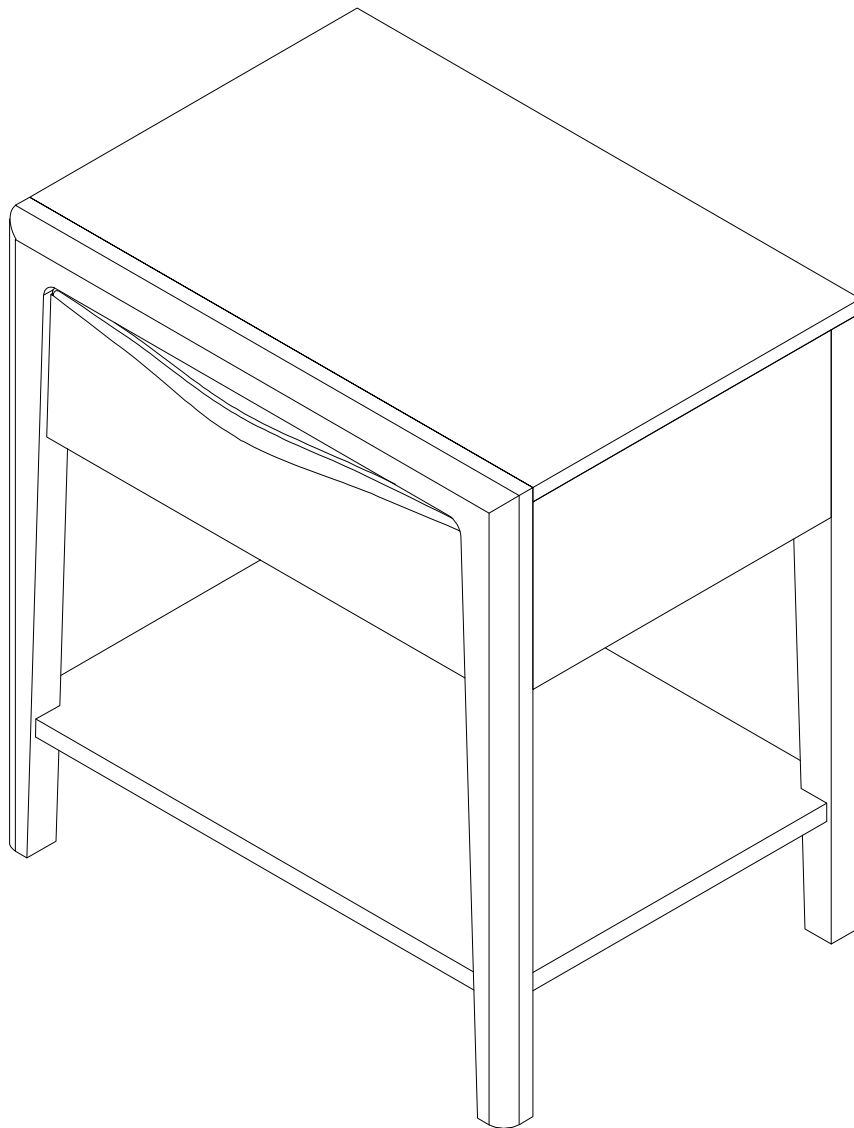


STARDUST

NIGHTSTAND



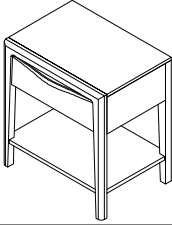

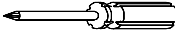
SKU #	STYLE	COLOR	ITEM DESCRIPTION
34272776	727Y-3	PEARLIZED WHITE	NIGHTSTAND
34272788	728Y-3	CHARCOAL	NIGHTSTAND

DO NOT USE SUBSTITUTE PARTS. PLEASE CONTACT YOUR RETAIL STORE OR WWW.ROOMSTOGO.COM WITH SERVICE OR PARTS REPLACEMENT REQUEST.

This product is manufactured by (GLOB) for **ROOMS TO GO® | KIDS**

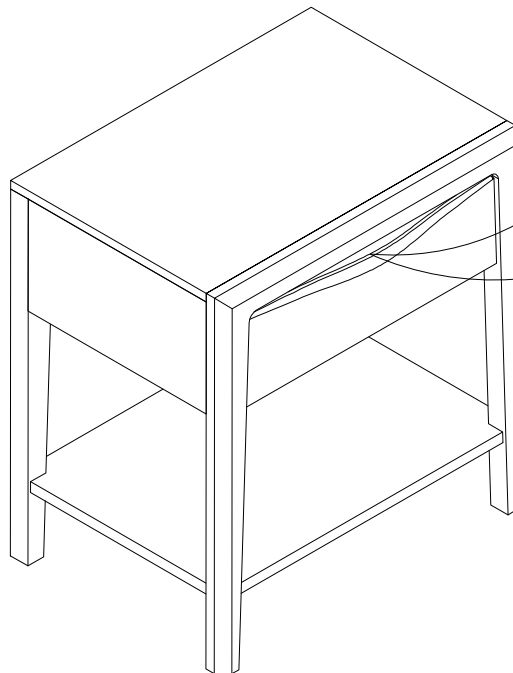
STARDUST

NIGHTSTAND

NIGHTSTAND PART LIST				HARDWARE LIST			
	ITEM DESCRIPTION	IMAGE	QTY		ITEM DESCRIPTION	IMAGE	QTY
A	NIGHTSTAND		1 PC	1	TIPPING RESTRAINT (CUSTOMER TO ASSEMBLE)		1 SET
				2	PHILIPS SCREWDRIVER (NOT PROVIDED)		1 PC

HARDWARE PACK LOCATION

SKU#	STYLE	COLOR	ITEM DESCRIPTION
34272776	727Y-3	PEARLIZED WHITE	NIGHTSTAND
34272788	728Y-3	CHARCOAL	NIGHTSTAND



ANTI-TIPPING KIT
HARDWARE PACK

**NOTE: ANTI-TIPPING KIT HARDWARE PACK
IS LOCATED IN THE DRAWER**

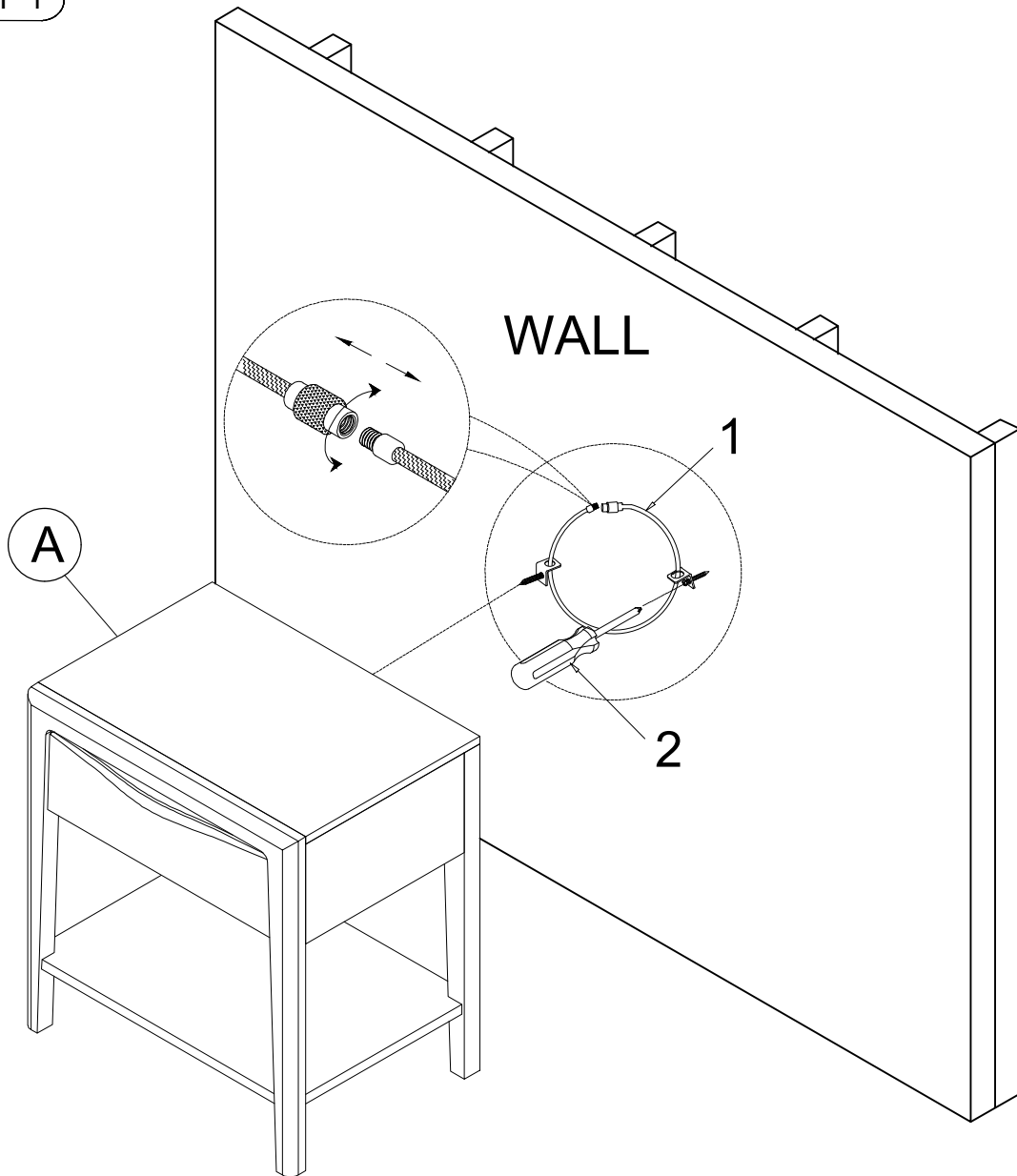
DO NOT USE SUBSTITUTE PARTS. PLEASE CONTACT YOUR RETAIL STORE OR WWW.ROOMSTOGO.COM WITH SERVICE OR PARTS REPLACEMENT REQUEST.

This product is manufactured by (GLOB) for **ROOMS TO GO® | KIDS**

Thank you for purchasing this quality product. Be sure to check all packing material carefully for small parts which may have come loose inside the carton during shipment. Identify and count all parts and compare with the parts list below. Read all instructions before assembling bed and keep these instructions for future reference.

Assembly Instructions:

STEP 1



Install Tipping Restraint (1) (Customer to Assemble) with a Phillips Screwdriver (2) (Not provided) by following the assembly instructions that come in the Tipping Restraint package.

DO NOT USE SUBSTITUTE PARTS. PLEASE CONTACT YOUR RETAIL STORE OR WWW.ROOMSTOGO.COM WITH SERVICE OR PARTS REPLACEMENT REQUEST.

This product is manufactured by (GLOB) for **ROOMS TO GO® | KIDS**