



# VIVIEN CHEST




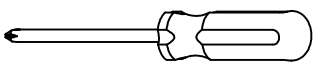
SKU #	ITEM#	COLOR	ITEM DESCRIPTION
34326872	2687-15	WIREBRUSH GRAY	CHEST

CHEST PARTS LIST			
A	Chest		1PC

This product is manufactured by HOUS for **ROOMS TO GO® | KIDS**

DO NOT USE SUBSTITUTE PARTS. PLEASE CONTACT YOUR RETAIL STORE OR [WWW.ROOMSTOGO.COM](http://WWW.ROOMSTOGO.COM) WITH SERVICE OR PARTS REPLACEMENT REQUEST


# VIVIEN CHEST

CHEST HARDWARE LIST			Q'TY
1	Tipping restraint (Customer to Assemble)		1PC
2	Screwdriver (not provided)		

## Hardware Pack Location(s):

SKU #	ITEM#	COLOR	ITEM DESCRIPTION
34326872	2687-15	WIREBRUSH GRAY	CHEST

★ Remark:there is a tip restraint kit provided on the knob or handle screw on the inside of the top drawer. Please read the directions thoroughly and install Immediately when placed in home



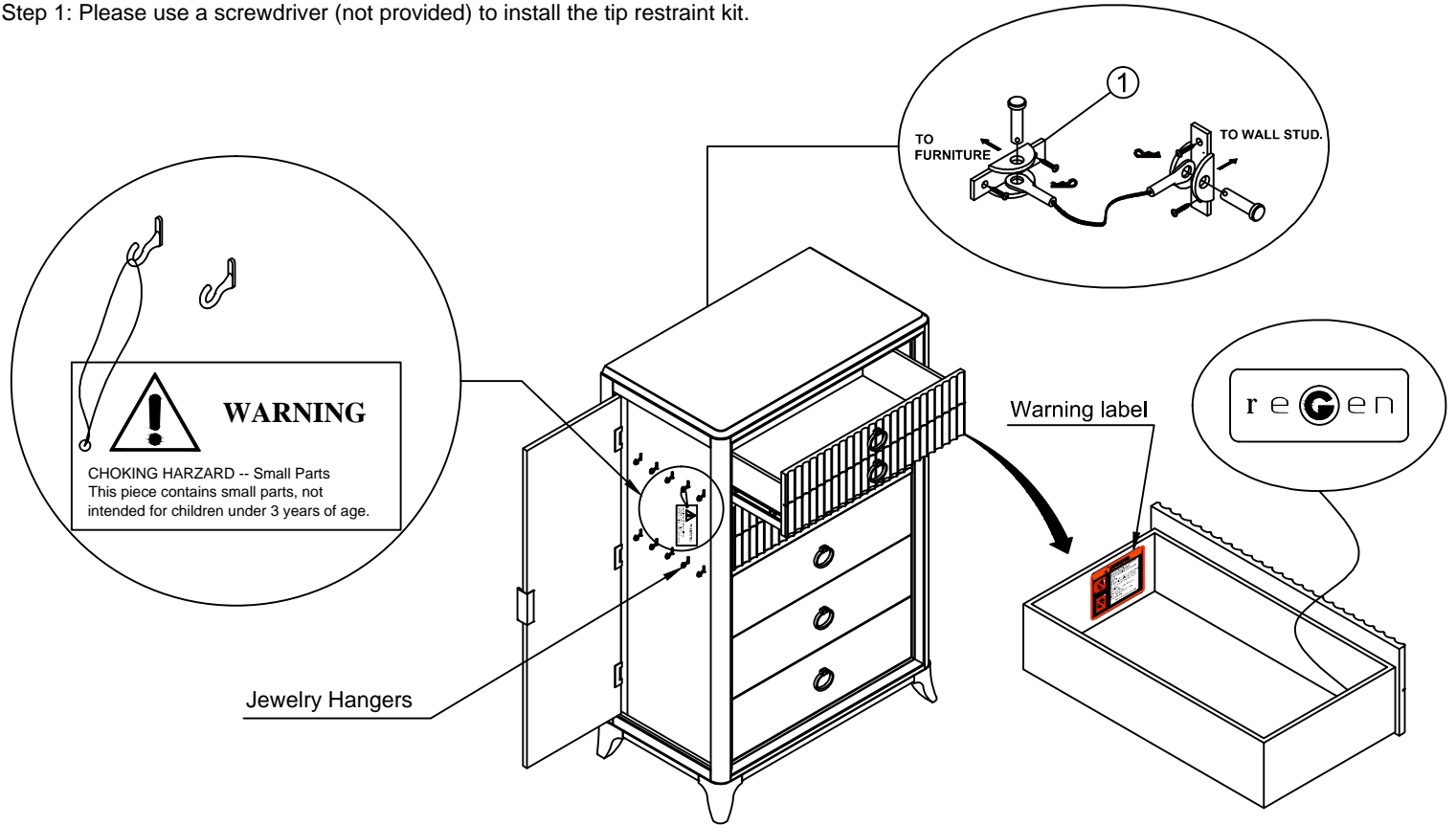
This product is manufactured by HOUS for **ROOMS TO GO® | KIDS**

DO NOT USE SUBSTITUTE PARTS. PLEASE CONTACT YOUR RETAIL STORE OR [WWW.ROOMSTOGO.COM](http://WWW.ROOMSTOGO.COM)  
WITH SERVICE OR PARTS REPLACEMENT REQUEST

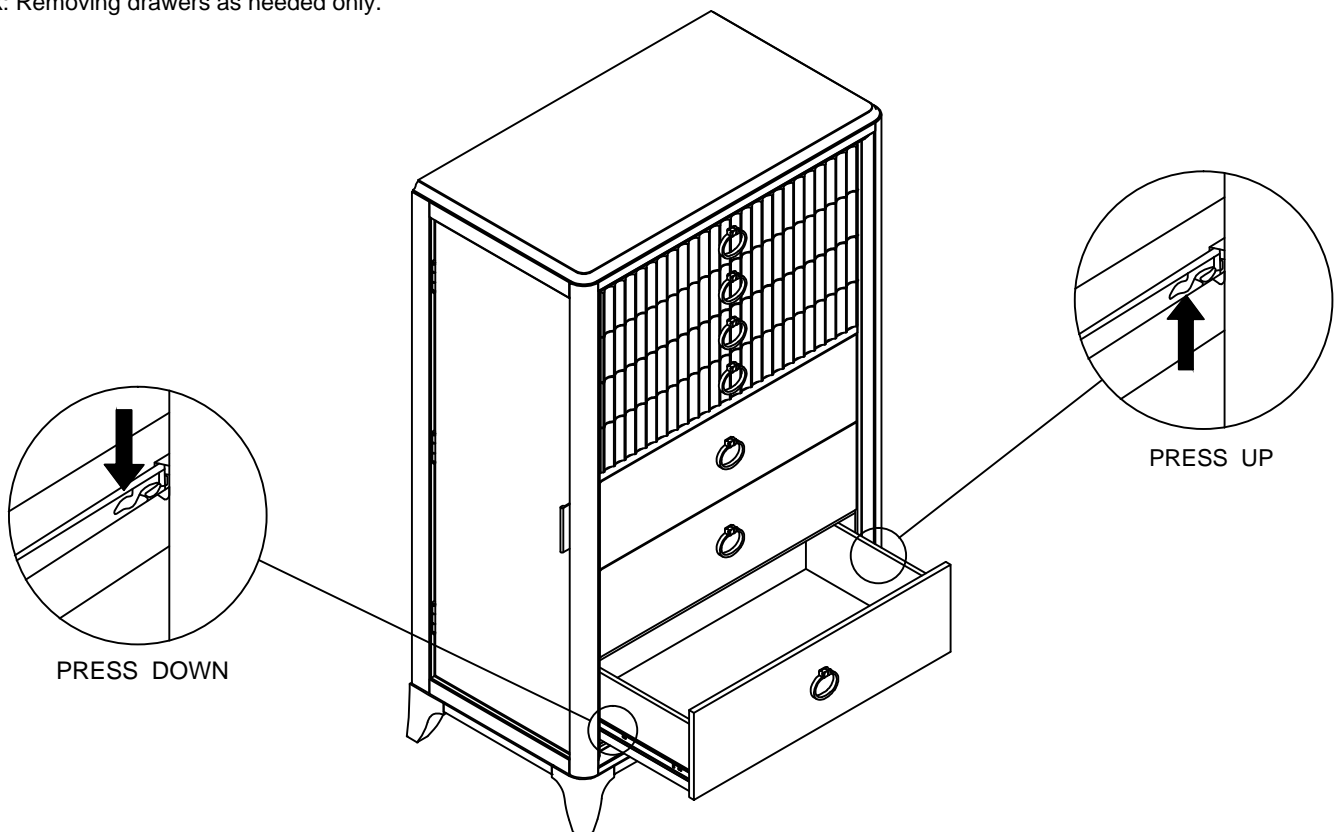
# ASSEMBLY INSTRUCTION

\*\*\*Caution: Please read all instructions carefully before starting the assembly process. These parts are cumbersome and heavy. Therefore, two people are recommended in order to prevent personal injury and ensure the parts are not damaged during the assembly.

Step 1: Please use a screwdriver (not provided) to install the tip restraint kit.



Remark: Removing drawers as needed only.



This product is manufactured by HOUS for ROOMS TO GO® | KIDS

DO NOT USE SUBSTITUTE PARTS. PLEASE CONTACT YOUR RETAIL STORE OR [WWW.ROOMSTOGO.COM](http://WWW.ROOMSTOGO.COM) WITH SERVICE OR PARTS REPLACEMENT REQUEST