



WOODLAND ADVENTURES

Chest

Model: DP-CH-3104SD-ELM

(CH-3104SD)

RTG SKU #: 34331087

Assembly Instruction

Congratulations on your purchase of a Westwood product. We take great pride in the quality and design of our furniture. It is important that you read these instructions carefully and completely to ensure that this product functions as it was designed.

After opening the package, check to see that all the parts are present. If you think something is missing, please contact your retailer, and they can arrange to have the missing parts quickly replaced. You can also contact us directly, by calling 1-908-719-4707, or emailing support@westwoodbaby.com

If any aspect of these instructions is unclear, please contact your retailer or Westwood Design for assistance.



635 N. Billy Mitchell Rd.,
Salt Lake City, UT 84116
Phone: 908-719-4707

www.westwoodbaby.com

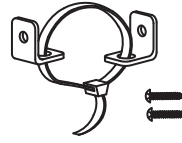
Required Parts




(A) Chest (x1)



(B) Bunt Foot (x4)

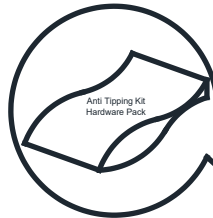
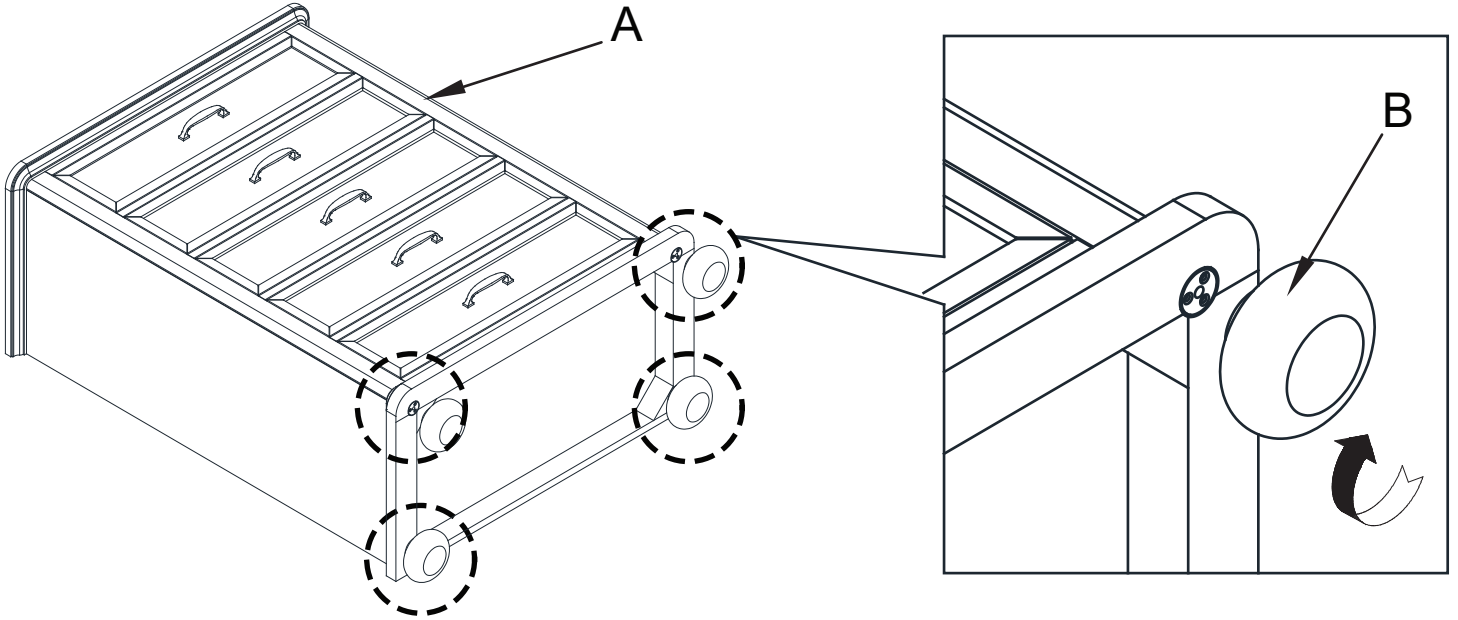


Anti tipping kit (x1)



Screwdriver is not included

Step 1



NOTE: Anti tipping kit hardware pack attached on behind of the case pieces.

