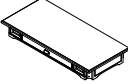



Assembly Instruction






HOUS	4092-44	Writing Desk Without Stretcher	SKU#	34340923
HOUS	4094-44	Writing Desk Without Stretcher	SKU#	34340947
HOUS	4096-44	Writing Desk Without Stretcher	SKU#	34340961

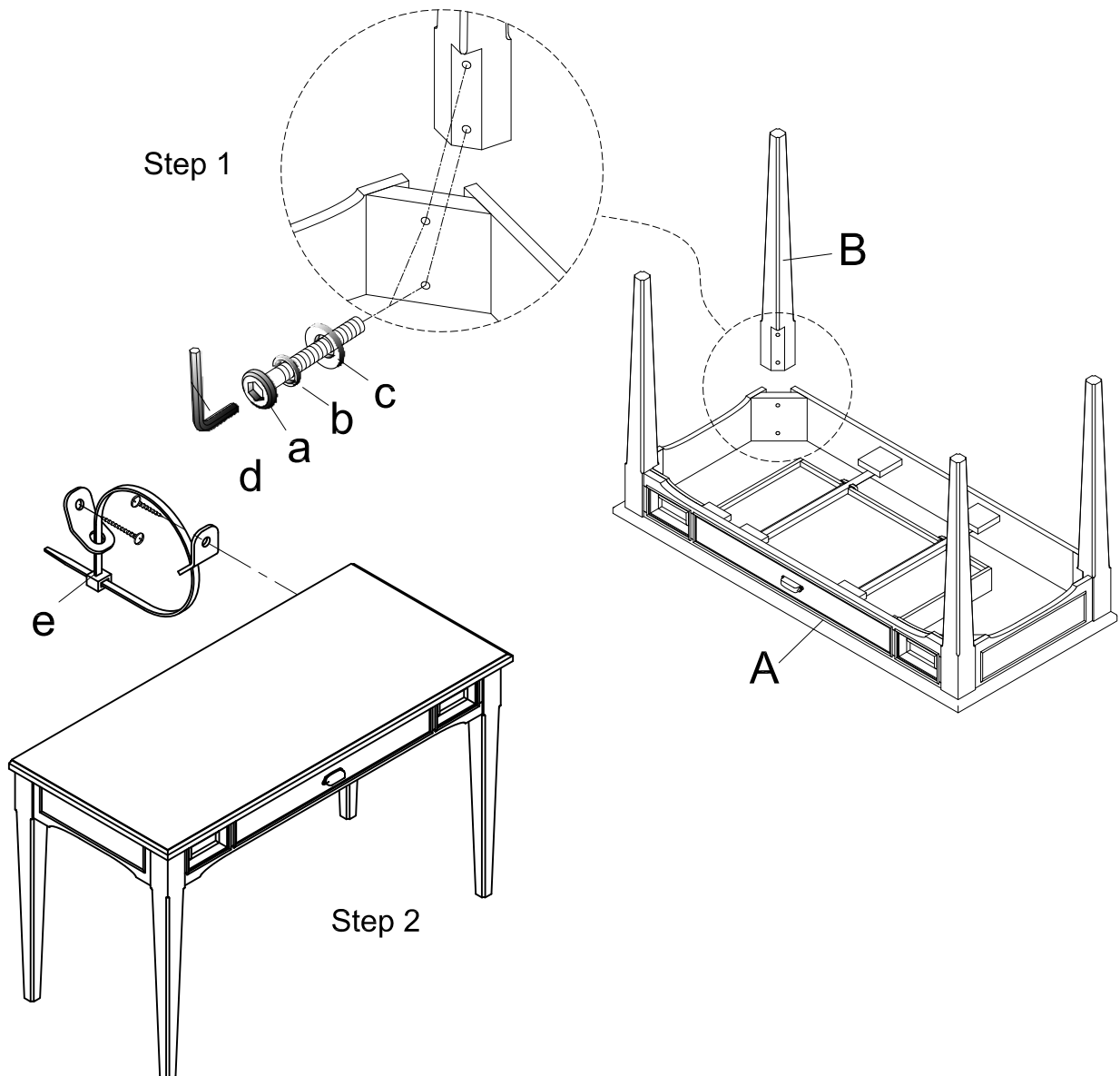
Thank you for purchasing this quality product. Be sure to check all packing materials carefully for small parts which may have come loose inside the carton during shipment. Identify and count all parts and compare with the parts list below.
 **Assemble the product on a flat, soft surface such as a carpet or cloth to prevent scratching the finish. Read all instruction and study the drawings carefully before starting the assembly process.

Part list

NO.	SKETCH	DESCRIPTION	Q'TY
A		Desk Top	1 pc
B		Leg	4 pcs

Hardware list

Code	Hardware	Q'TY
a	Bolt 5/16"x18x2-1/4" 	6pcs
b	Spring Washer 5/16"xφ12x2mmT 	6pcs
c	Flat Washer 5/16"xφ19x2mmT 	6pcs
d	Allen key 4mm 	1 pc
e	Furniture tipping restraint 	1 set



Cleaning Instruction: Clean finished parts with a mild dishwashing liquid and water solution on a damp cloth. Polish the finish with soft cloth and an industry recognized furniture polish.

Made in Vietnam