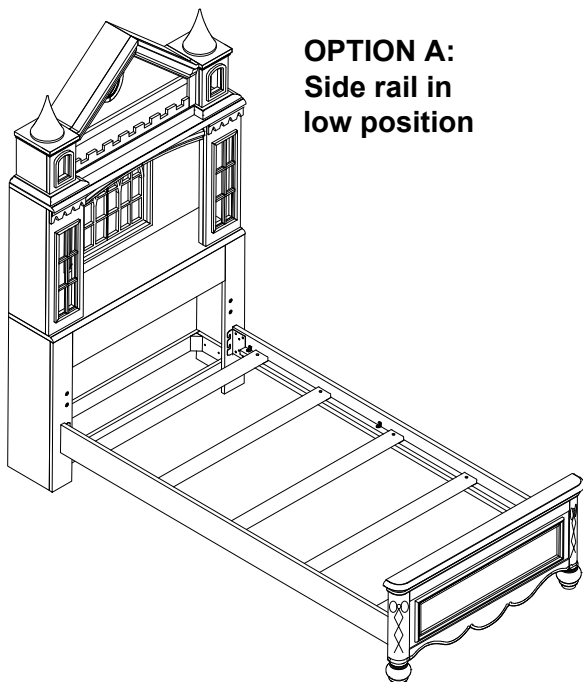


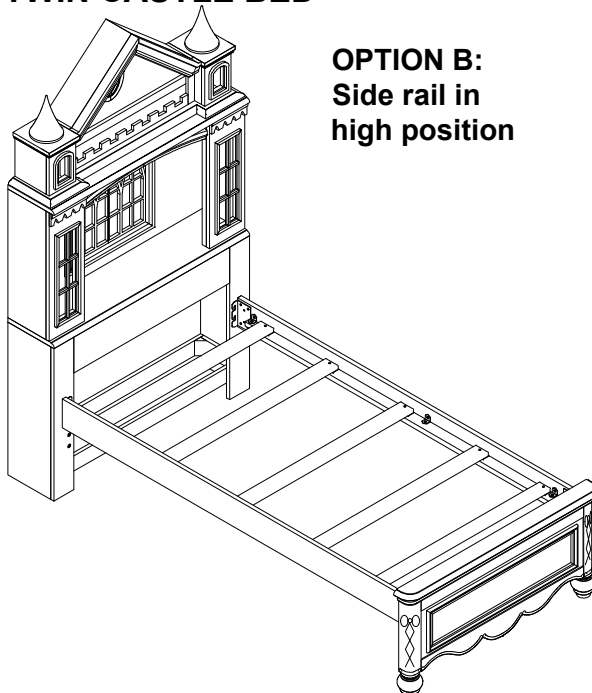
673

TWIN CASTLE BED

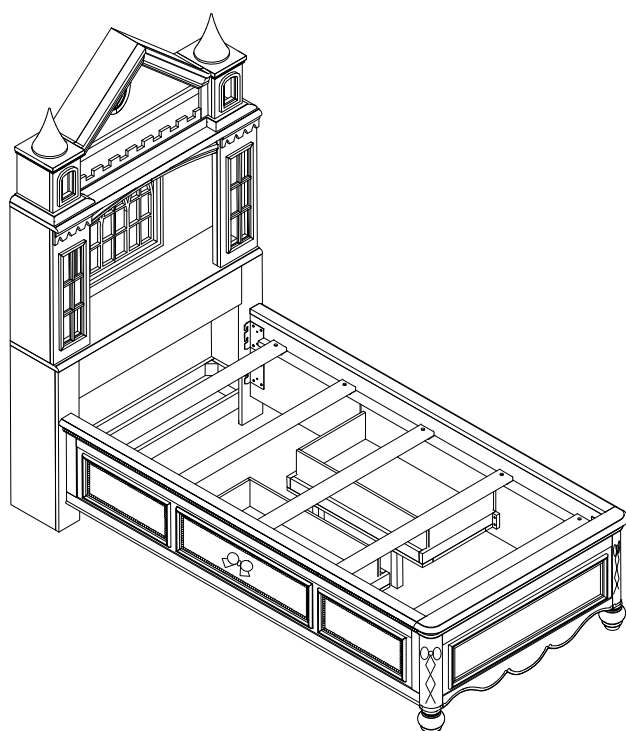
OPTION 1 (page 2-6): TWIN CASTLE BED



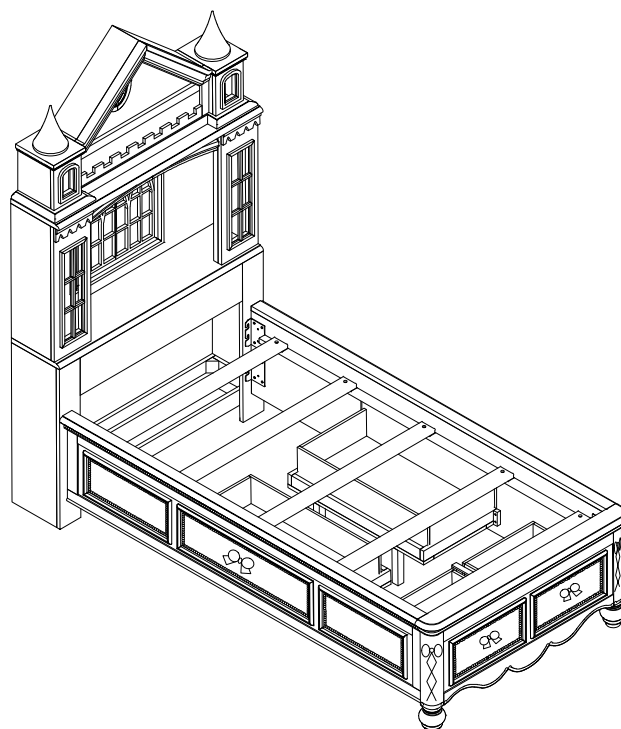
OPTION A:
Side rail in
low position



OPTION B:
Side rail in
high position



OPTION 2 (page 7-10):
TWIN CASTLE BED W/TWO STORAGE
SIDE RAILS



OPTION 3 (page 11-14):
TWIN CASTLE BED W/ STORAGE
FOOTBOARD & TWO STORAGE SIDE RAILS

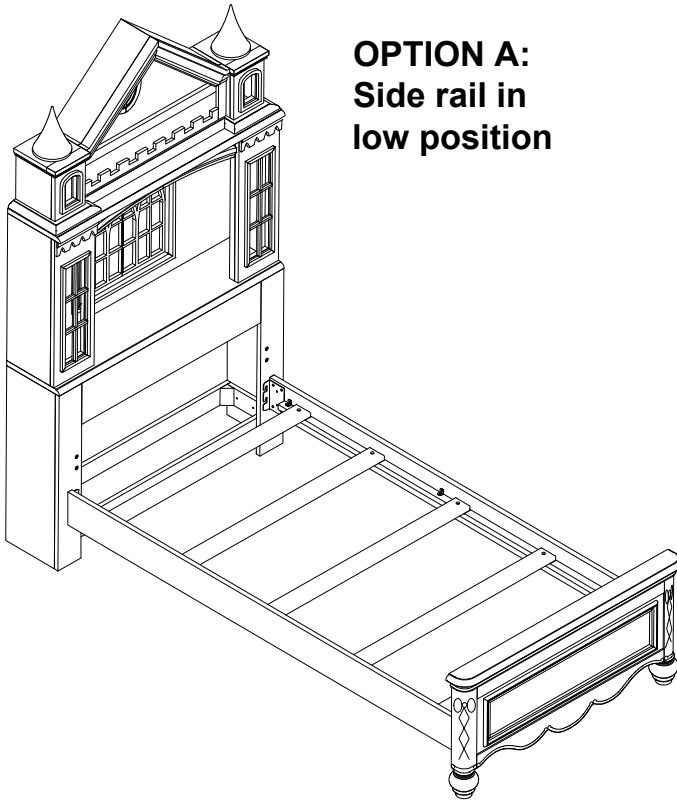
DO NOT USE SUBSTITUTE PARTS. PLEASE CONTACT YOUR RETAIL STORE OR WWW.ROOMSTOGO.COM
WITH SERVICE OR PARTS REPLACEMENT REQUEST.

This product is manufactured by (GLOB) for **ROOMS TO GO® | KIDS**

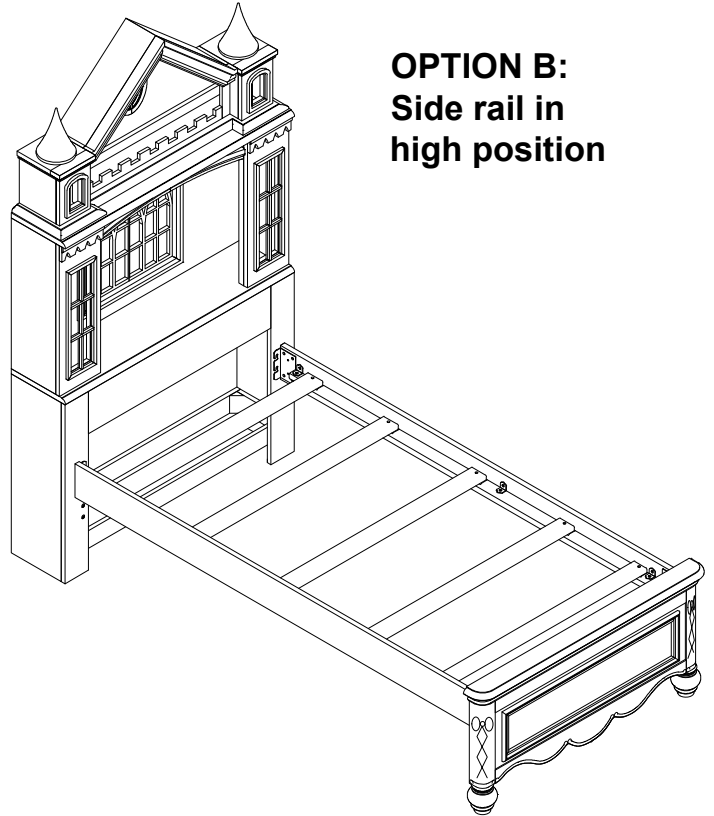
673

TWIN CASTLE BED

OPTION 1: TWIN CASTLE BED



OPTION A:
Side rail in
low position



OPTION B:
Side rail in
high position

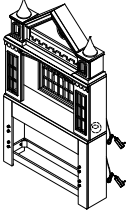
BED PACKAGE No.	#SKU	STYLE	COLOR	ITEM DESCRIPTION
3406730P	38367303	673-11T-1A	SPARKLE WHITE	TWIN CASTLE HEADBOARD -TOP
	34767307	673-11T-2	SPARKLE WHITE	TWIN CASTLE HEADBOARD -BASE
	34867309	673-12T-1	SPARKLE WHITE	TWIN FOOTBOARD W/ SLATS
	35267308	673-SR	SPARKLE WHITE	SIDE RAIL(2PCS)

DO NOT USE SUBSTITUTE PARTS. PLEASE CONTACT YOUR RETAIL STORE OR WWW.ROOMSTOGO.COM WITH SERVICE OR PARTS REPLACEMENT REQUEST.



This product is manufactured by (GLOB) for **ROOMS TO GO® | KIDS**

PART LIST & HARDWARE LIST


TWIN CASTLE HEADBOARD PART LIST

	ITEM DESCRIPTION	IMAGE	QTY
A	TWIN CASTLE HEADBOARD (Sold Separately)		1 PC




TWIN FOOTBOARD W/SLATS PART LIST

	ITEM DESCRIPTION	IMAGE	QTY
B	TWIN FOOTBOARD		1 PC
C	TWIN SLAT		5 PCS




SIDE RAIL PART LIST

	ITEM DESCRIPTION	IMAGE	QTY
D	SIDE RAIL		2 PCS

TWIN FOOTBOARD HARDWARE LIST

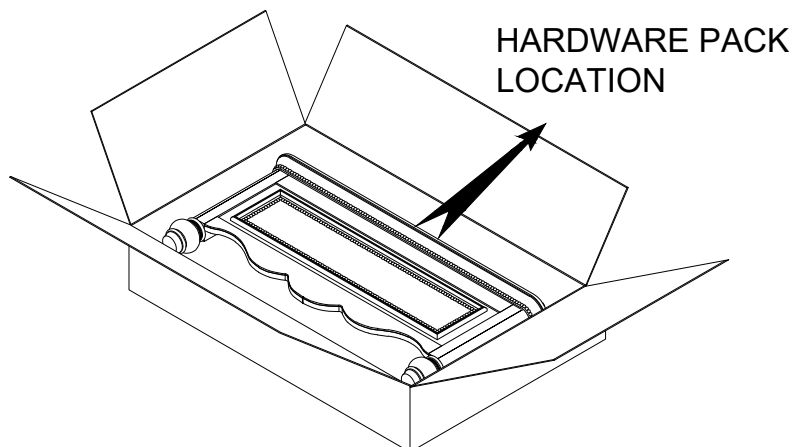
	ITEM DESCRIPTION	IMAGE	QTY
1	ALLEN KEY 4mm		1 PC
2	SCREW M8 x 1"		10 PCS
3	PHILIPS SCREWDRIVER (NOT PROVIDED)		1 PC

TWIN FOOTBOARD PRE-ASSEMBLED HARDWARE LIST

	ITEM DESCRIPTION	IMAGE	QTY
4	ALLEN BOLT 5/16"x18x1"		8 PCS
5	SPRING WASHER 5/16"		8 PCS
6	FLAT WASHER 5/16"		8 PCS

HARDWARE PACK LOCATION

SKU#	STYLE	COLOR	ITEM DESCRIPTION
34867309	673-12T-1	SPARKLE WHITE	TWIN FOOTBOARD W/ SLATS



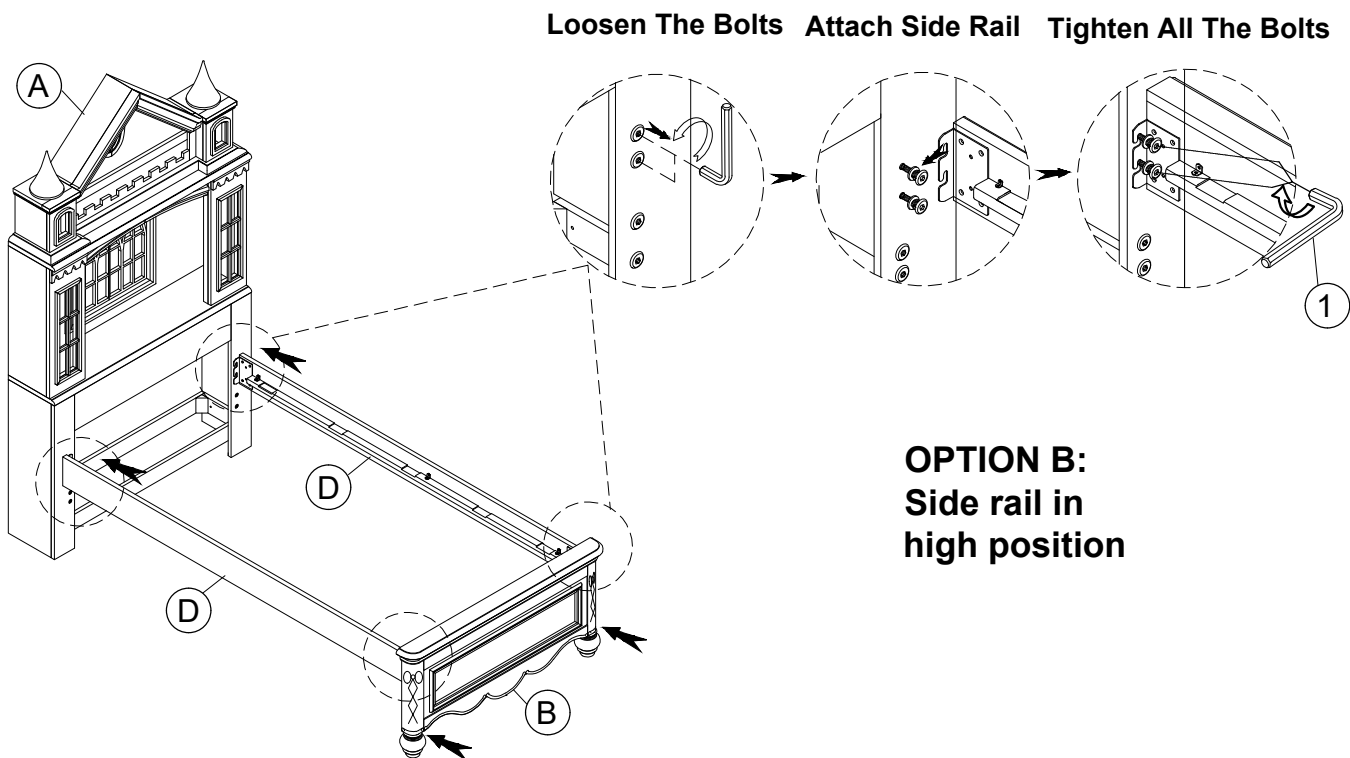
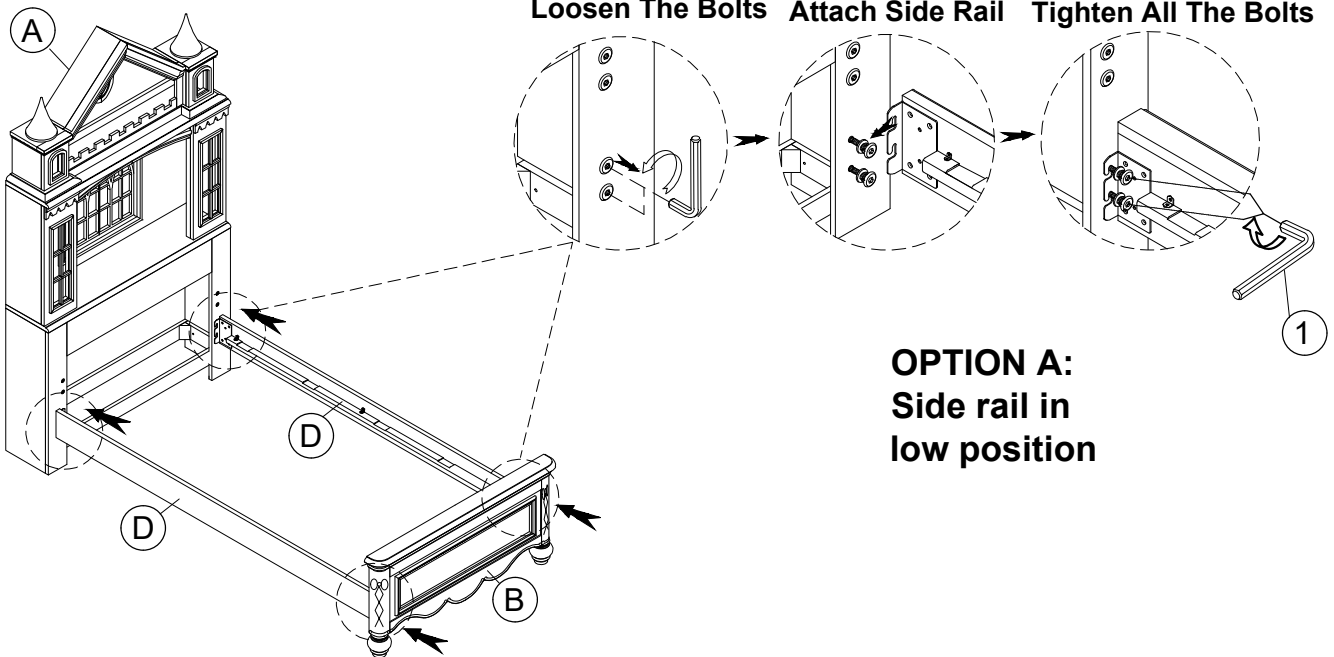
DO NOT USE SUBSTITUTE PARTS. PLEASE CONTACT YOUR RETAIL STORE OR WWW.ROOMSTOGO.COM WITH SERVICE OR PARTS REPLACEMENT REQUEST.

This product is manufactured by (GLOB) for **ROOMS TO GO® | KIDS**

Thank you for purchasing this quality product. Be sure to check all packing material carefully for small parts which may have come loose inside the carton during shipment. Identify and count all parts and compare with the parts list below. Read all instructions before assembling bed and keep these instructions for future reference.

Assembly Instructions:

- STEP 1** Select the appropriate side rail position. Attach Headboard (A), Footboard (B) to the Side rails (D): Loosen pre-assembled bolts from the Headboard legs and Footboard legs to secure. Tighten bolts using Allen Key (1) provided.



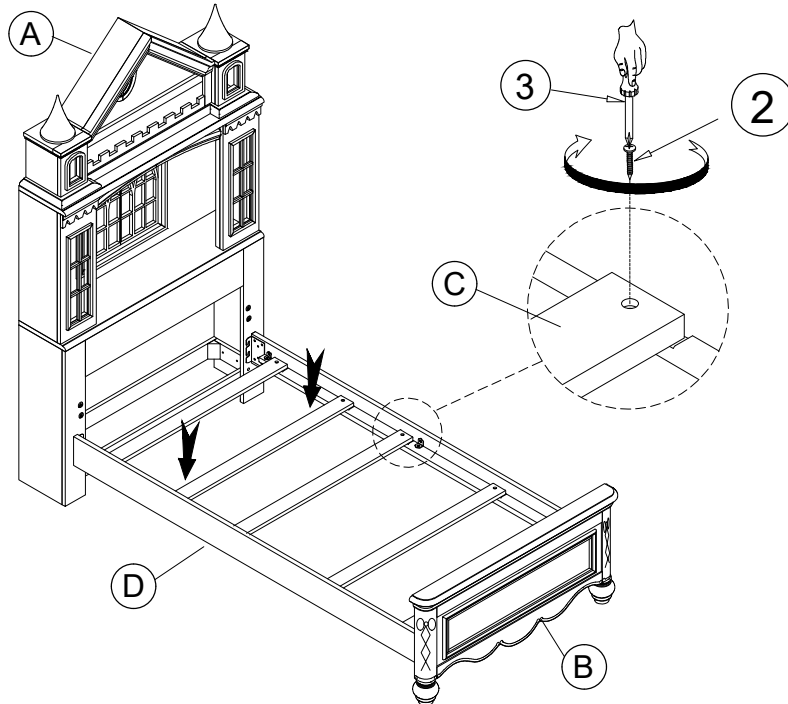
DO NOT USE SUBSTITUTE PARTS. PLEASE CONTACT YOUR RETAIL STORE OR WWW.ROOMSTOGO.COM WITH SERVICE OR PARTS REPLACEMENT REQUEST.

This product is manufactured by (GLOB) for **ROOMS TO GO® | KIDS**

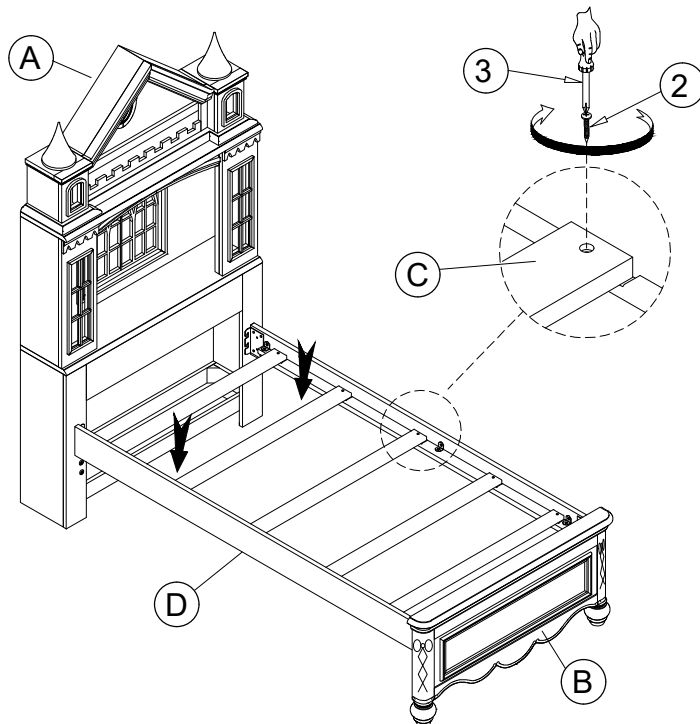
Thank you for purchasing this quality product. Be sure to check all packing material carefully for small parts which may have come loose inside the carton during shipment. Identify and count all parts and compare with the parts list below. Read all instructions before assembling bed and keep these instructions for future reference.

Assembly Instructions:

STEP 2 Attach Slats (C) to Side Rail (D) and Tighten the screws (2) to the Side Rail (D) with a Philips Screwdriver (3)(Not provided) by screwing the screws into place.



OPTION A:
Side rail in
low position



OPTION B:
Side rail in
high position

DO NOT USE SUBSTITUTE PARTS. PLEASE CONTACT YOUR RETAIL STORE OR WWW.ROOMSTOGO.COM WITH SERVICE OR PARTS REPLACEMENT REQUEST.

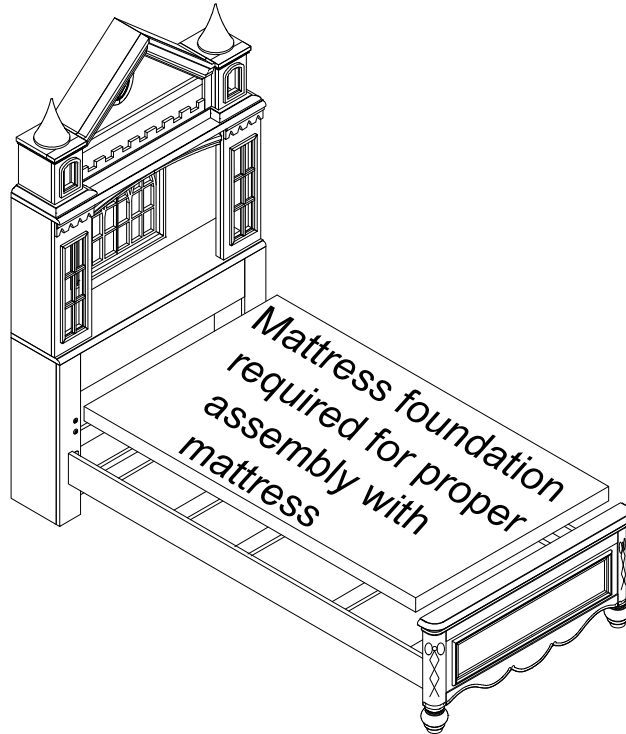
This product is manufactured by (GLOB) for **ROOMS TO GO® | KIDS**

Thank you for purchasing this quality product. Be sure to check all packing material carefully for small parts which may have come loose inside the carton during shipment. Identify and count all parts and compare with the parts list below. Read all instructions before assembling bed and keep these instructions for future reference.

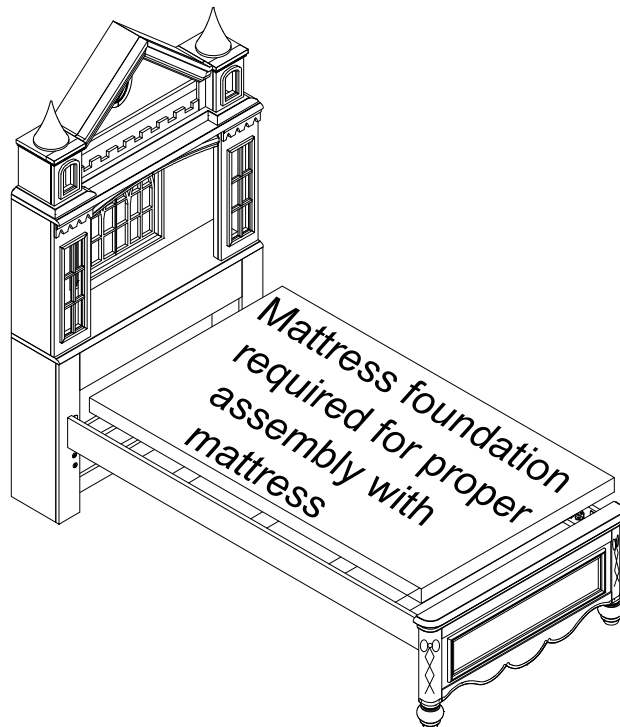
Assembly Instructions:

STEP 3

A mattress foundation is required for proper assembly with mattress. Place the mattress foundation (not provided) on top of the slats.



OPTION A:
Side rail in
low position



OPTION B:
Side rail in
high position

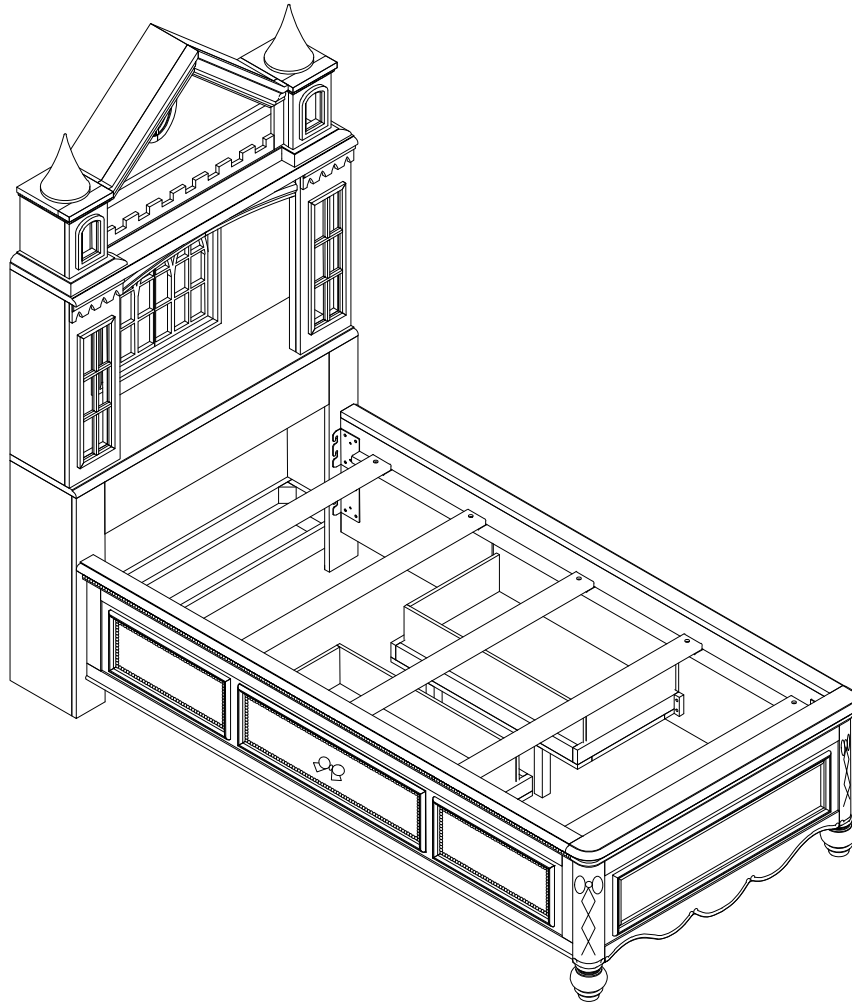
DO NOT USE SUBSTITUTE PARTS. PLEASE CONTACT YOUR RETAIL STORE OR WWW.ROOMSTOGO.COM WITH SERVICE OR PARTS REPLACEMENT REQUEST.

This product is manufactured by (GLOB) for **ROOMS TO GO® | KIDS**

673

TWIN CASTLE BED

OPTION 2: TWIN CASTLE BED W/ TWO STORAGE SIDE RAILS



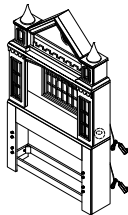
BED PACKAGE No.	SKU #	STYLE	COLOR	ITEM DESCRIPTION
3446731P	38367303	673-11T-1A	SPARKLE WHITE	TWIN CASTLE HEADBOARD -TOP
	34767307	673-11T-2	SPARKLE WHITE	TWIN CASTLE HEADBOARD-BASE
	34867309	673-12T-1	SPARKLE WHITE	TWIN FOOTBOARD W/ SLATS
	35367300	673-14T/F-1	SPARKLE WHITE	STORAGE SIDE RAILS (2 PCS)
	35467302	673-14T/F-2	SPARKLE WHITE	SIDE STORAGE DRAWERS (2PCS)

DO NOT USE SUBSTITUTE PARTS. PLEASE CONTACT YOUR RETAIL STORE OR WWW.ROOMSTOGO.COM WITH SERVICE OR PARTS REPLACEMENT REQUEST.

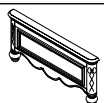
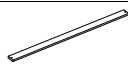
This product is manufactured by (GLOB) for **ROOMS TO GO® | KIDS**

PART LIST & HARDWARE LIST

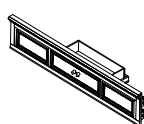
TWIN CASTLE HEADBOARD PART LIST

	ITEM DESCRIPTION	IMAGE	QTY
A	TWIN CASTLE HEADBOARD (Sold Separately)		1 PC



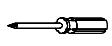
TWIN FOOTBOARD W/SLATS PART LIST

	ITEM DESCRIPTION	IMAGE	QTY
B	TWIN FOOTBOARD		1 PC
C	TWIN SLAT		5 PCS




SIDE RAIL PART LIST

	ITEM DESCRIPTION	IMAGE	QTY
E	STORAGE SIDE RAIL		2 PCS

TWIN FOOTBOARD HARDWARE LIST

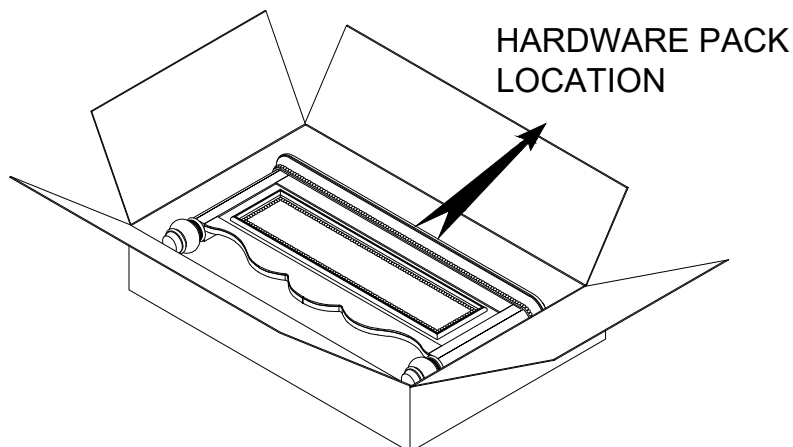
	ITEM DESCRIPTION	IMAGE	QTY
1	ALLEN KEY 4mm		1 PC
2	SCREW M8 x 1"		10 PCS
3	PHILIPS SCREWDRIVER (NOT PROVIDED)		1 PC

TWIN FOOTBOARD PRE-ASSEMBLED HARDWARE LIST

	ITEM DESCRIPTION	IMAGE	QTY
4	ALLEN BOLT 5/16"x18x1"		8 PCS
5	SPRING WASHER 5/16"		8 PCS
6	FLAT WASHER 5/16"		8 PCS

HARDWARE PACK LOCATION

SKU#	STYLE	COLOR	ITEM DESCRIPTION
34867309	673-12T-1	SPARKLE WHITE	TWIN FOOTBOARD W/ SLATS



DO NOT USE SUBSTITUTE PARTS. PLEASE CONTACT YOUR RETAIL STORE OR WWW.ROOMSTOGO.COM WITH SERVICE OR PARTS REPLACEMENT REQUEST.

This product is manufactured by (GLOB) for **ROOMS TO GO® | KIDS**

Thank you for purchasing this quality product. Be sure to check all packing material carefully for small parts which may have come loose inside the carton during shipment. Identify and count all parts and compare with the parts list below. Read all instructions before assembling bed and keep these instructions for future reference.

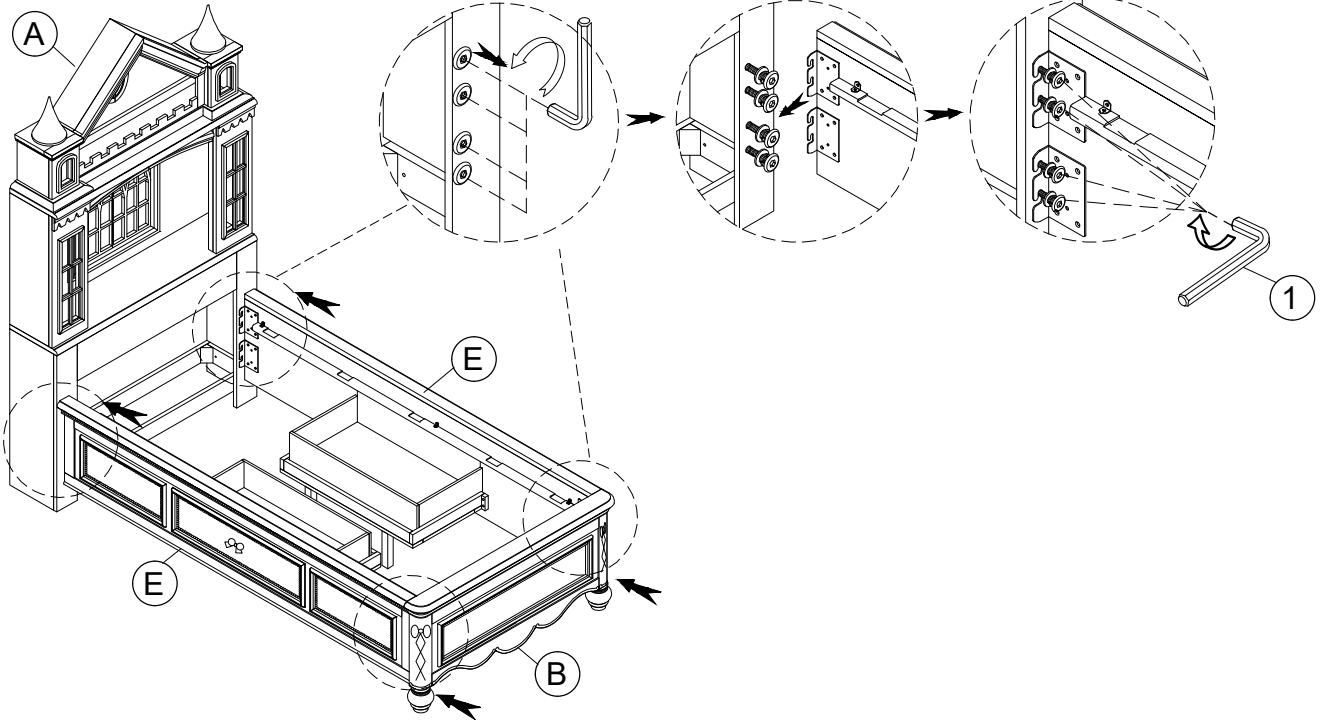
Assembly Instructions:

- STEP 1** Attach Headboard (A), Footboard (B) to the Storage Side rails (E): Loosen pre-assembled bolts from the Headboard legs and Footboard legs to secure. Tighten bolts using Allen Key (1) provided.

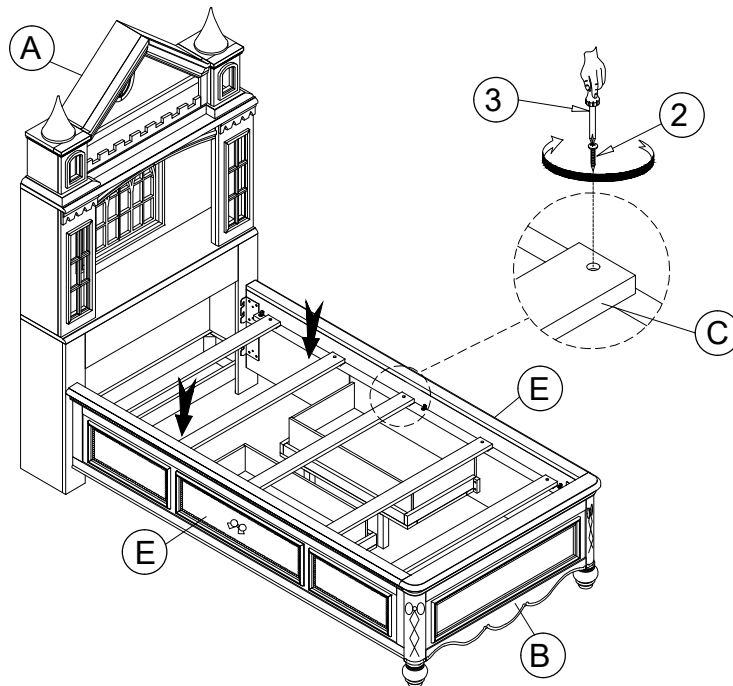
Loosen The Bolts

Attach Side Rail

Tighten All The Bolts



- STEP 2** Attach Slats (C) to Storage Side rails (E) and Tighten the screws (2) to the Storage Side Rails (E) with a Philips Screwdriver (3) (Not provided) by screwing the screws into place.



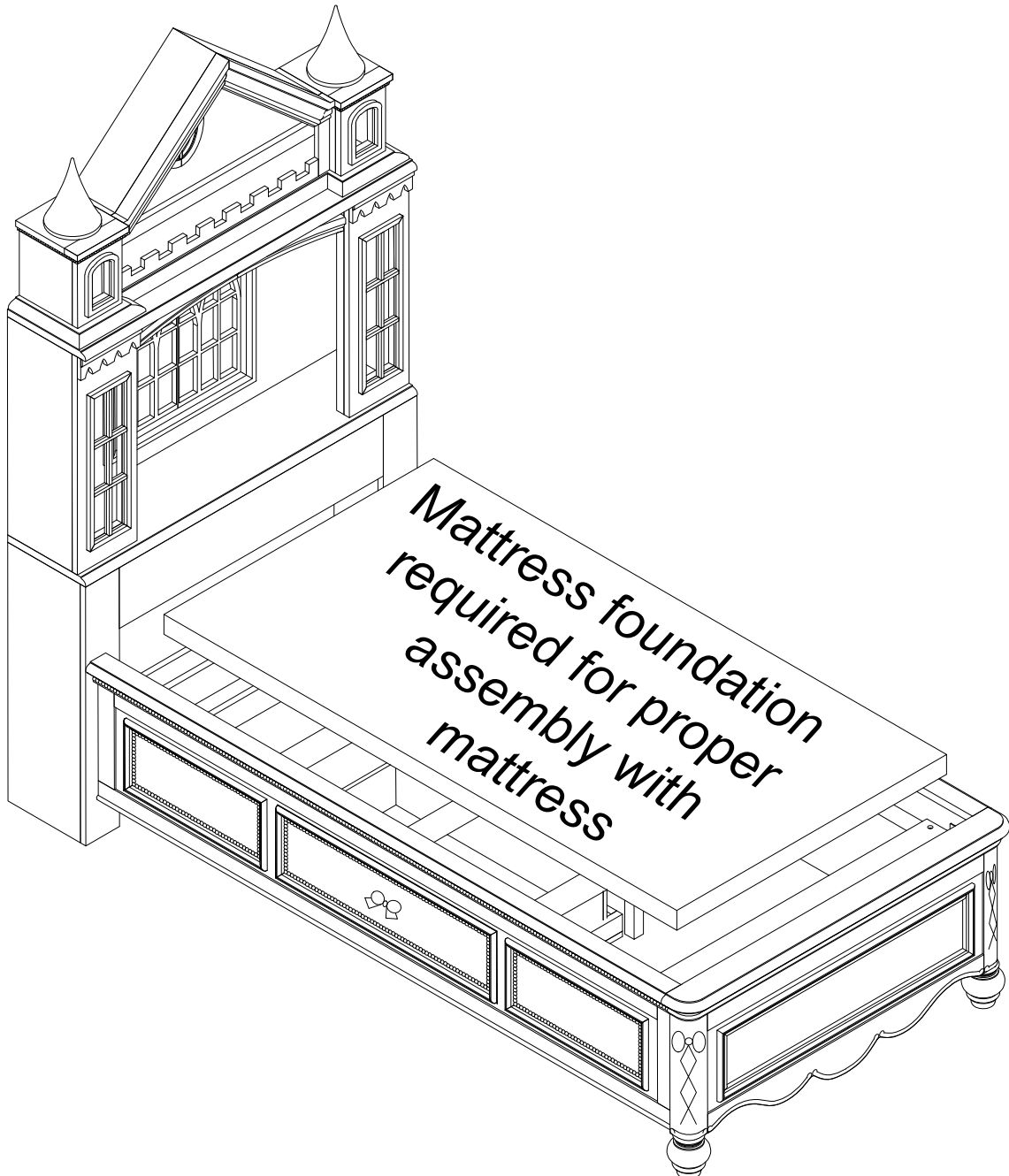
DO NOT USE SUBSTITUTE PARTS. PLEASE CONTACT YOUR RETAIL STORE OR WWW.ROOMSTOGO.COM WITH SERVICE OR PARTS REPLACEMENT REQUEST.

This product is manufactured by (GLOB) for **ROOMS TO GO** | **KIDS**

Thank you for purchasing this quality product. Be sure to check all packing material carefully for small parts which may have come loose inside the carton during shipment. Identify and count all parts and compare with the parts list below. Read all instructions before assembling bed and keep these instructions for future reference.

Assembly Instructions:

- STEP 3** A mattress foundation is required for proper assembly with mattress. Place the mattress foundation (not provided) on top of the slats.



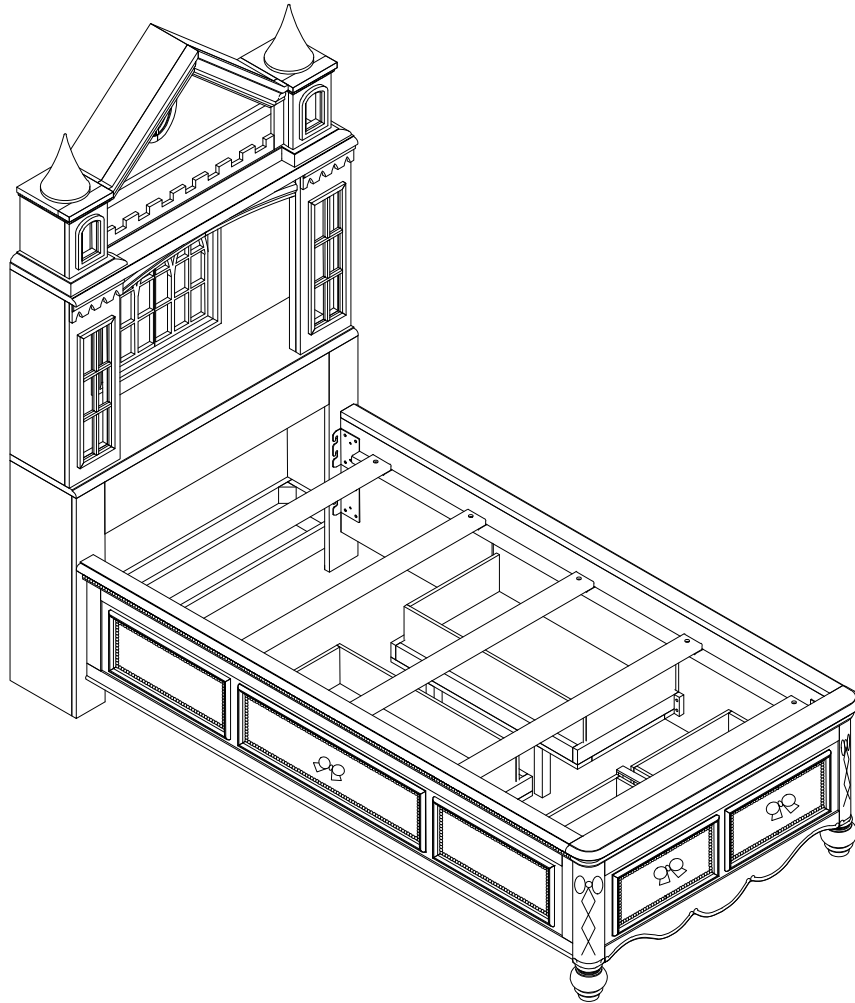
DO NOT USE SUBSTITUTE PARTS. PLEASE CONTACT YOUR RETAIL STORE OR WWW.ROOMSTOGO.COM WITH SERVICE OR PARTS REPLACEMENT REQUEST.

This product is manufactured by (GLOB) for **ROOMS TO GO® | KIDS**

673

TWIN CASTLE BED

OPTION 3: TWIN CASTLE BED W/ STORAGE FOOTBOARD & TWO STORAGE SIDE RAILS



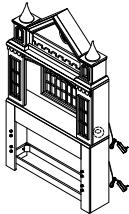
BED PACKAGE No.	SKU #	STYLE	COLOR	ITEM DESCRIPTION
3416730P	38367303	673-11T-1A	SPARKLE WHITE	TWIN CASTLE HEADBOARD -TOP
	34767307	673-11T-2	SPARKLE WHITE	TWIN CASTLE HEADBOARD-BASE
	34967301	673-13T-1	SPARKLE WHITE	TWIN STORAGE FOOTBOARD W/ SLATS
	35367300	673-14T/F-1	SPARKLE WHITE	STORAGE SIDE RAILS (2 PCS)
	35467302	673-14T/F-2	SPARKLE WHITE	SIDE STORAGE DRAWERS (2PCS)

DO NOT USE SUBSTITUTE PARTS. PLEASE CONTACT YOUR RETAIL STORE OR WWW.ROOMSTOGO.COM WITH SERVICE OR PARTS REPLACEMENT REQUEST.


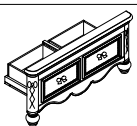
This product is manufactured by (GLOB) for **ROOMS TO GO® | KIDS**

PART LIST & HARDWARE LIST

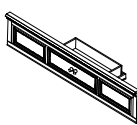
TWIN CASTLE HEADBOARD PART LIST

	ITEM DESCRIPTION	IMAGE	QTY
A	TWIN CASTLE HEADBOARD (Sold Separately)		1 PC



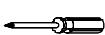
TWIN STORAGE FOOTBOARD W/SLATS PART LIST

	ITEM DESCRIPTION	IMAGE	QTY
C	TWIN SLAT		5 PCS
K	TWIN STORAGE FOOTBOARD		1 PC

STORAGE SIDE RAIL PART LIST

	ITEM DESCRIPTION	IMAGE	QTY
E	STORAGE SIDE RAIL		2 PCS

TWIN STORAGE FOOTBOARD HARDWARE LIST

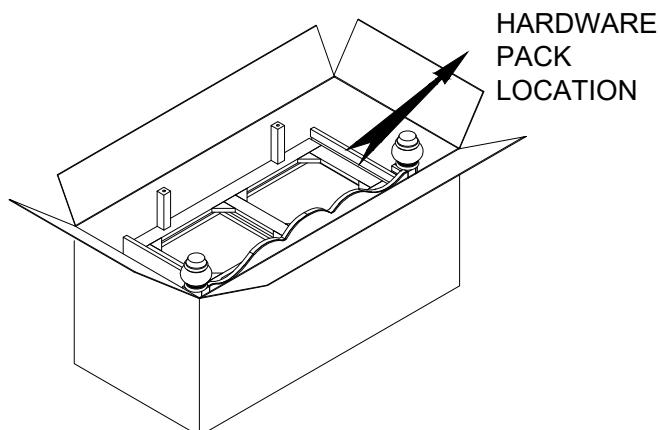
	ITEM DESCRIPTION	IMAGE	QTY
1	ALLEN KEY 4mm		1 PC
2	SCREW M8 x 1"		10 PCS
3	PHILIPS SCREWDRIVER (NOT PROVIDED)		1 PC

TWIN STORAGE FOOTBOARD PRE-ASSEMBLED HARDWARE LIST

	ITEM DESCRIPTION	IMAGE	QTY
4	ALLEN BOLT 5/16"x18x1"		8 PCS
5	SPRING WASHER 5/16"		8 PCS
6	FLAT WASHER 5/16"		8 PCS

HARDWARE PACK LOCATION

SKU#	STYLE	COLOR	ITEM DESCRIPTION
34967301	673-13T-1	SPARKLE WHITE	TWIN STORAGE FOOTBOARD W/ SLATS



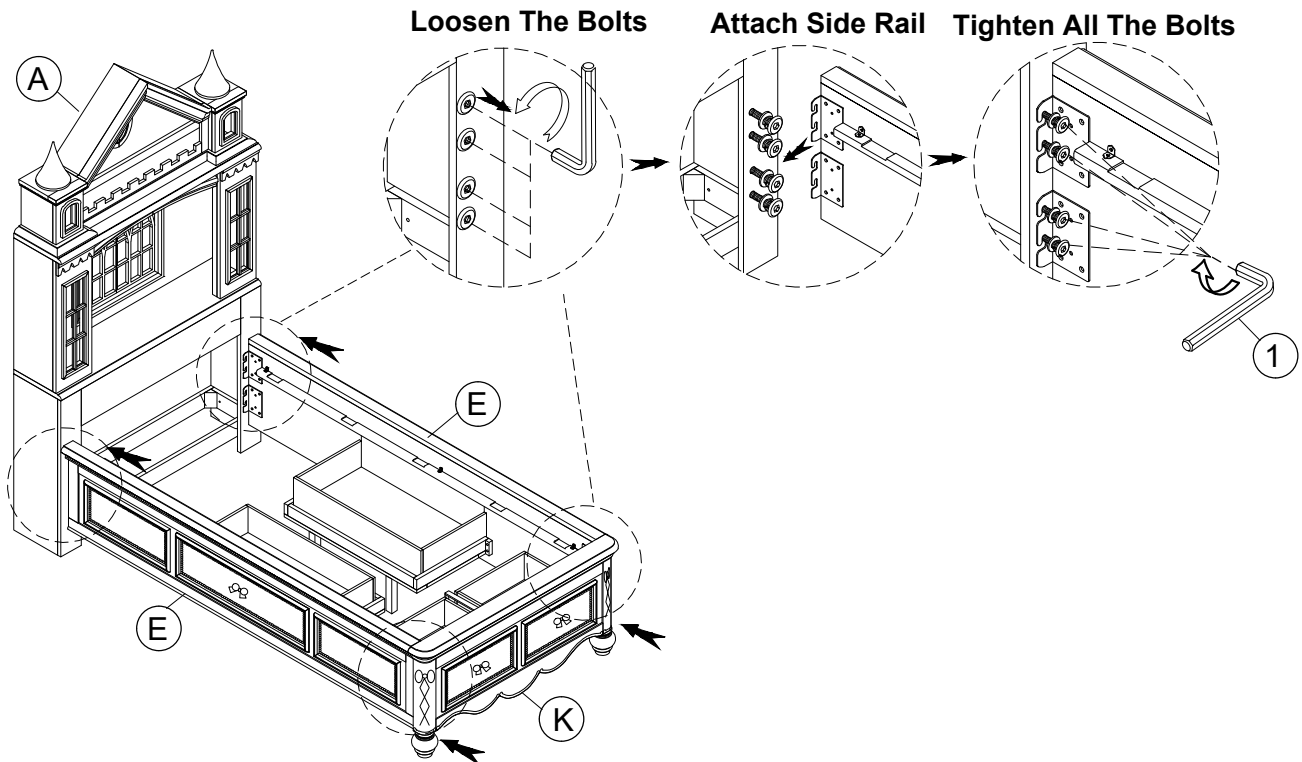
DO NOT USE SUBSTITUTE PARTS. PLEASE CONTACT YOUR RETAIL STORE OR WWW.ROOMSTOGO.COM WITH SERVICE OR PARTS REPLACEMENT REQUEST.

This product is manufactured by (GLOB) for **ROOMS TO GO® | KIDS**

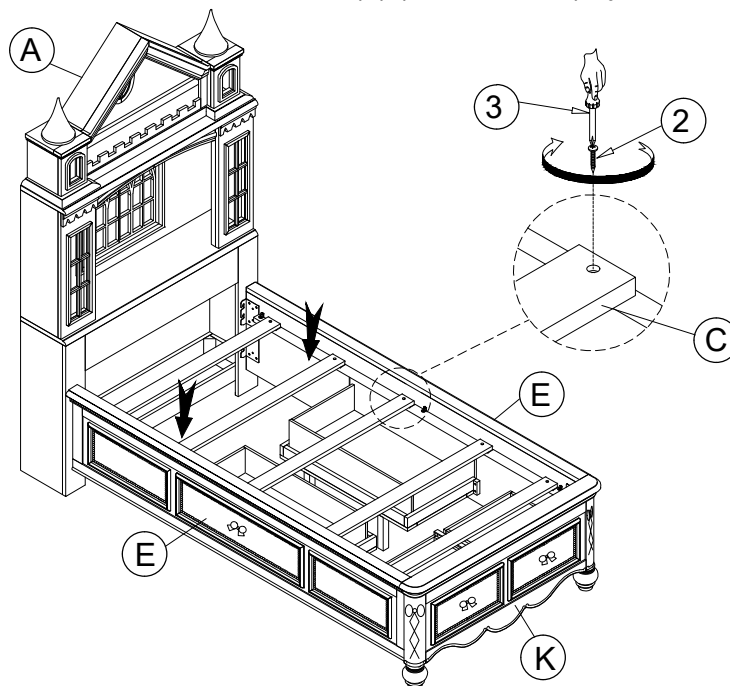
Thank you for purchasing this quality product. Be sure to check all packing material carefully for small parts which may have come loose inside the carton during shipment. Identify and count all parts and compare with the parts list below. Read all instructions before assembling bed and keep these instructions for future reference.

Assembly Instructions:

- STEP 1** Attach Headboard (A), Storage Footboard (K) to the Storage Side rails (E): Loosen pre-assembled bolts from the Headboard legs and Footboard legs to secure. Tighten bolts using Allen Key (1) provided.



- STEP 2** Attach Slats (C) to Storage Side rails (E) and Tighten the screws (2) to the Storage Side Rails (E) with a Philips Screwdriver (3) (Not provided) by screwing the screws into place.



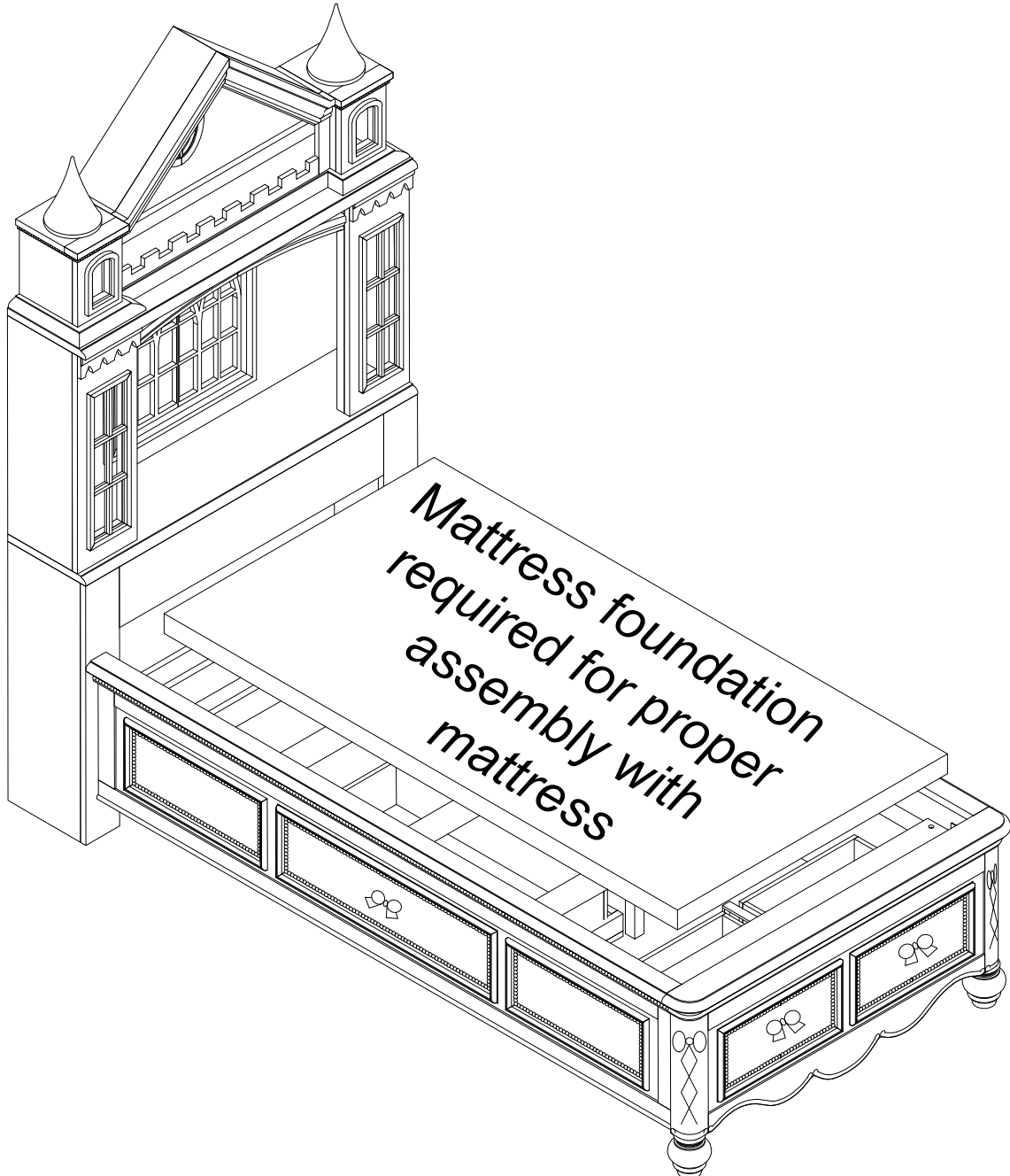
DO NOT USE SUBSTITUTE PARTS. PLEASE CONTACT YOUR RETAIL STORE OR WWW.ROOMSTOGO.COM WITH SERVICE OR PARTS REPLACEMENT REQUEST.

This product is manufactured by (GLOB) for **ROOMS TO GO** | **KIDS**

Thank you for purchasing this quality product. Be sure to check all packing material carefully for small parts which may have come loose inside the carton during shipment. Identify and count all parts and compare with the parts list below. Read all instructions before assembling bed and keep these instructions for future reference.

Assembly Instructions:

- STEP 3** A mattress foundation is required for proper assembly with mattress. Place the mattress foundation (not provided) on top of the slats.



DO NOT USE SUBSTITUTE PARTS. PLEASE CONTACT YOUR RETAIL STORE OR WWW.ROOMSTOGO.COM WITH SERVICE OR PARTS REPLACEMENT REQUEST.

This product is manufactured by (GLOB) for **ROOMS TO GO® | KIDS**