













Assembly Instructions for

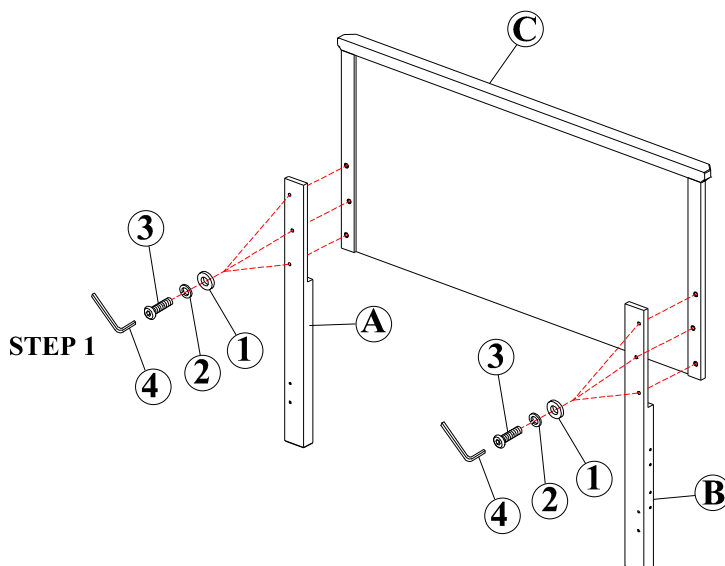
34660301/34760303/35060300 #600
INRM 34660109/34760101/35060108 #601 TWIN 930 3/3 HB, 932 3/3 FB, 036 RAILS
34660200/34760202/35060209 #602

Thank you for purchasing this quality product. Be sure to check all packing material carefully for small parts, which may have come inside the carton during shipment. Identify and count all parts and compare with the HARDWARE LIST below.

1. We recommend that you should assemble this product with the assistance of another person; this will make assembly easier, and will help to eliminate damage to the product or injury to persons during assembly.
2. Please do not over tighten screws or bolts until the assembly is completed.
3. Please put all parts on a non - abrasive floor before assembly, and follow the assembly steps to assemble your newly purchased product correctly and efficiently.

NO.		PARTS LIST	Q' TY
A		HB Post Right	1
B		HB Post Left	1
C		Headboard	1
D		Footboard	1
E		Side rail	2
F		Slat	4

NO.		HARDWARE LIST	Q'TY
1		Flat Washer Ø5/16"*19*2mm	6
2		Lock Washer Ø5/16"	6
3		Allen bolt 5/16"* 1-1/2"	6
4		Allen Wrench 4mm	1
5		Screw #8*1-1/4"	8
6		Allen Key 4"*4mm	1



MADE IN VIETNAM

