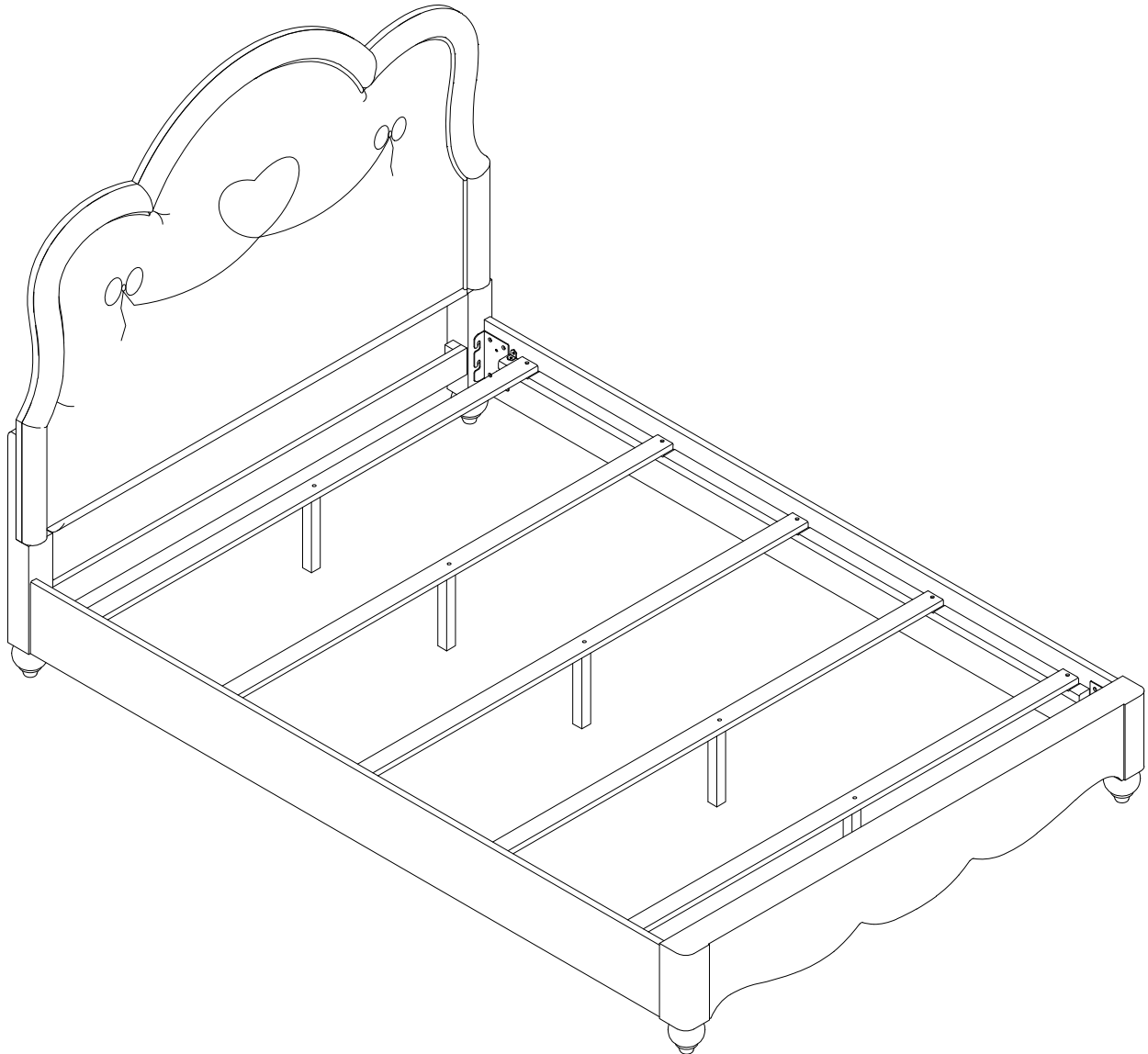


# 673

## FULL FULLY UPHOLSTERED BED



BED PACKAGE No.	SKU#	STYLE	COLOR	ITEM DESCRIPTION
3476730P	35967302	673-17F-1	SPARKLE WHITE	FULL FULLY UPH HEADBOARD & FOOTBOARD
	36067305	673-18	SPARKLE WHITE	UPH. SIDE RAIL (2 PCS)


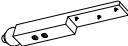


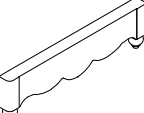


DO NOT USE SUBSTITUTE PARTS. PLEASE CONTACT YOUR RETAIL STORE OR [WWW.ROOMSTOGO.COM](http://WWW.ROOMSTOGO.COM) WITH SERVICE OR PARTS REPLACEMENT REQUEST.

This product is manufactured by (GLOB) for **ROOMS TO GO® | KIDS**

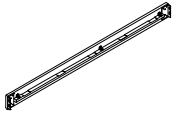
# 673

## FULL FULLY UPHOLSTERED BED




### HEADBOARD, FOOTBOARD PART LIST

	ITEM DESCRIPTION	IMAGE	QTY
H	FULL UPH. HEADBOARD		1 PC
I	HEADBOARD LEG (LEFT)		1 PC
J	HEADBOARD LEG (RIGHT)		1 PC
K	STRETCHER		1 PC
L	FULL UPH. FOOTBOARD		1 PC
M	FULL BED SLAT		5 PCS
N	SUPPORT LEG		5 PCS

### SIDE RAIL PART LIST

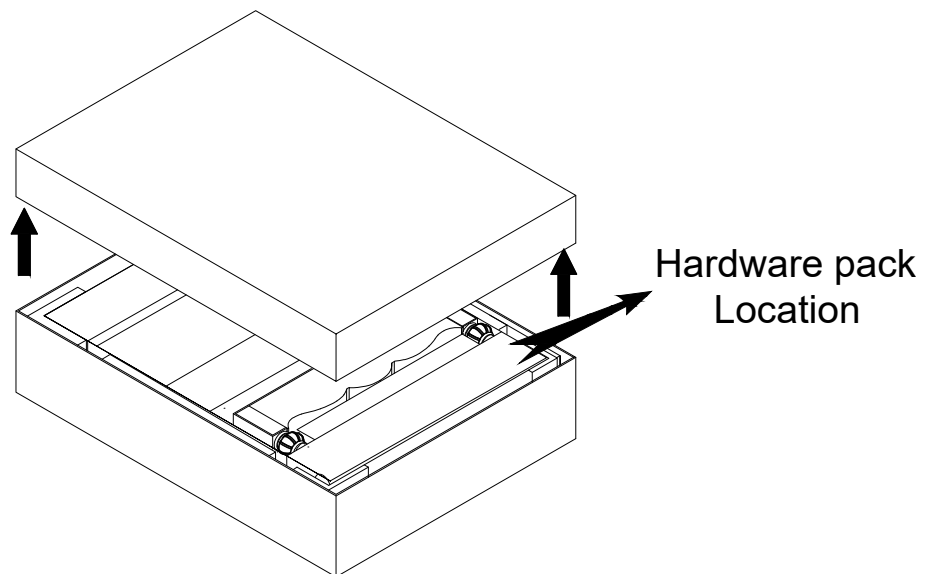
	ITEM DESCRIPTION	IMAGE	QTY
G	UPH. SIDE RAIL		2 PCS

### HARDWARE LIST

	ITEM DESCRIPTION	IMAGE	QTY
1	ALLEN KEY 4mm		1 PC
2	SCREW M8 x 1"		10 PCS
3	PHILIPS SCREWDRIVER (NOT PROVIDED)		1 PC

### HARDWARE PACK LOCATION

SKU#	STYLE	COLOR	ITEM DESCRIPTION
35967302	673-17F-1	SPARKLE WHITE	FULL FULLY UPH HEADBOARD & FOOTBOARD



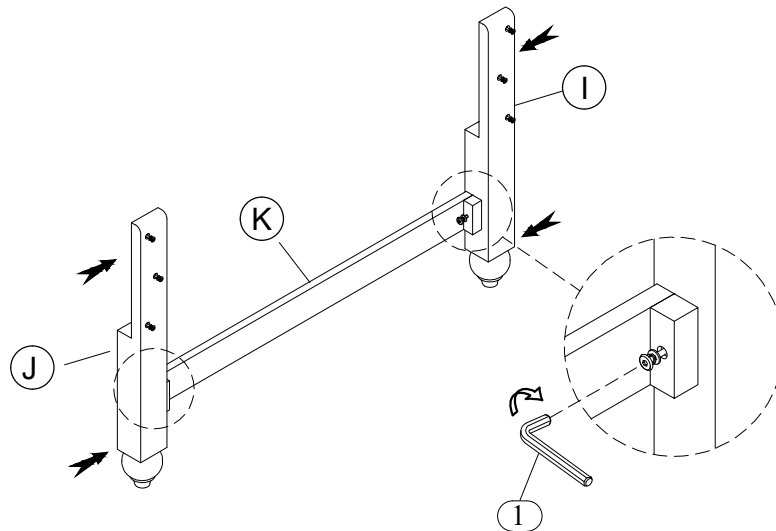
DO NOT USE SUBSTITUTE PARTS. PLEASE CONTACT YOUR RETAIL STORE OR [WWW.ROOMSTOGO.COM](http://WWW.ROOMSTOGO.COM) WITH SERVICE OR PARTS REPLACEMENT REQUEST.

This product is manufactured by (GLOB) for **ROOMS TO GO® | KIDS**

Thank you for purchasing this quality product. Be sure to check all packing material carefully for small parts which may have come loose inside the carton during shipment. Identify and count all parts and compare with the parts list below. Read all instructions before assembling bed and keep these instructions for future reference.

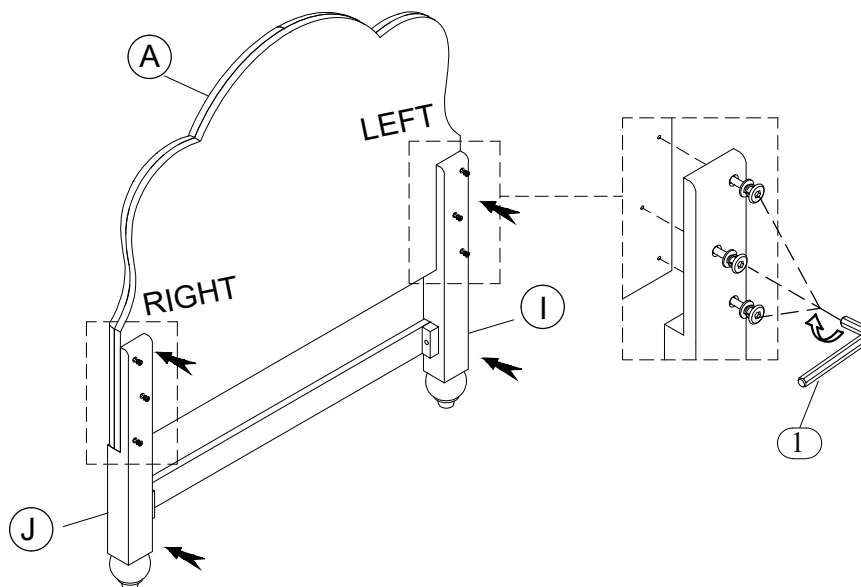
## Assembly Instructions:

### STEP 1



Attach the Stretcher (K) to the Headboard Legs (I) and (J). Tighten the pre-assembled bolts on the Stretcher (K) using the provided Allen key (1).

### STEP 2



Attach the Uph. Headboard (A) to the Headboard Legs (I) and (J). Tighten the pre-assembled bolts on the Headboard Legs (I) and (J) using the provided Allen key (1).

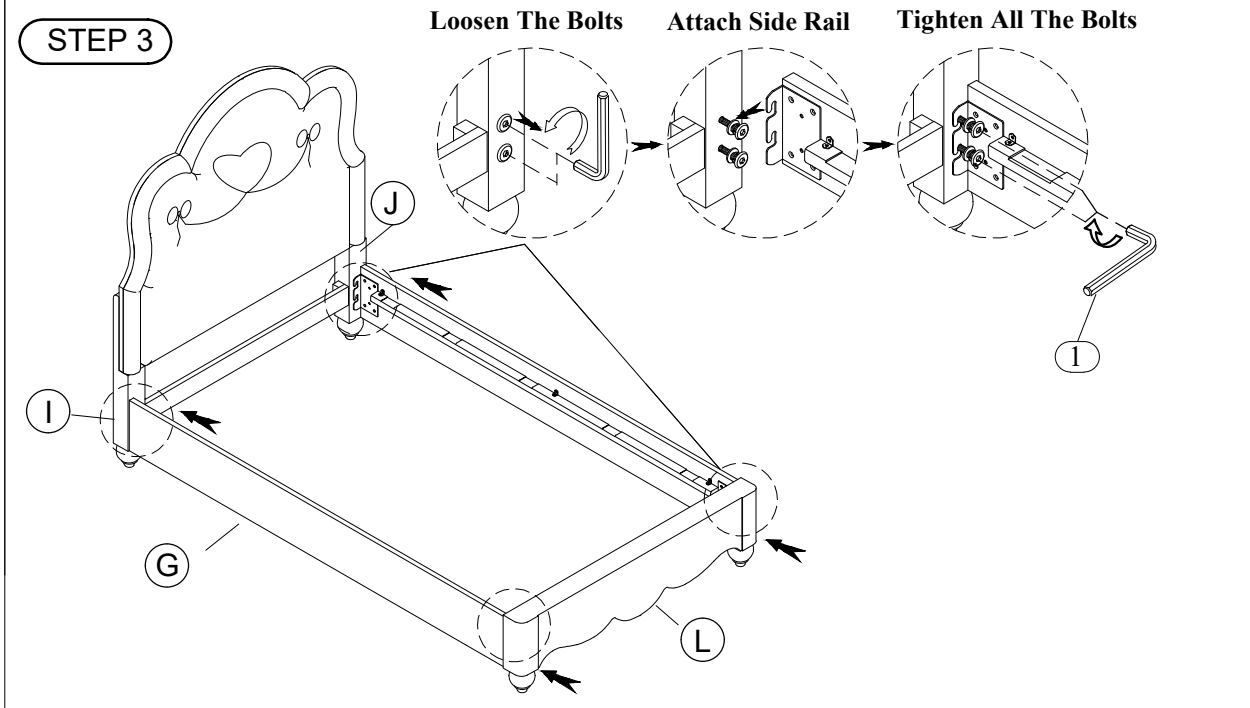
DO NOT USE SUBSTITUTE PARTS. PLEASE CONTACT YOUR RETAIL STORE OR [WWW.ROOMSTOGO.COM](http://WWW.ROOMSTOGO.COM) WITH SERVICE OR PARTS REPLACEMENT REQUEST.

This product is manufactured by (GLOB) for **ROOMS TO GO® | KIDS**

Thank you for purchasing this quality product. Be sure to check all packing material carefully for small parts which may have come loose inside the carton during shipment. Identify and count all parts and compare with the parts list below. Read all instructions before assembling bed and keep these instructions for future reference.

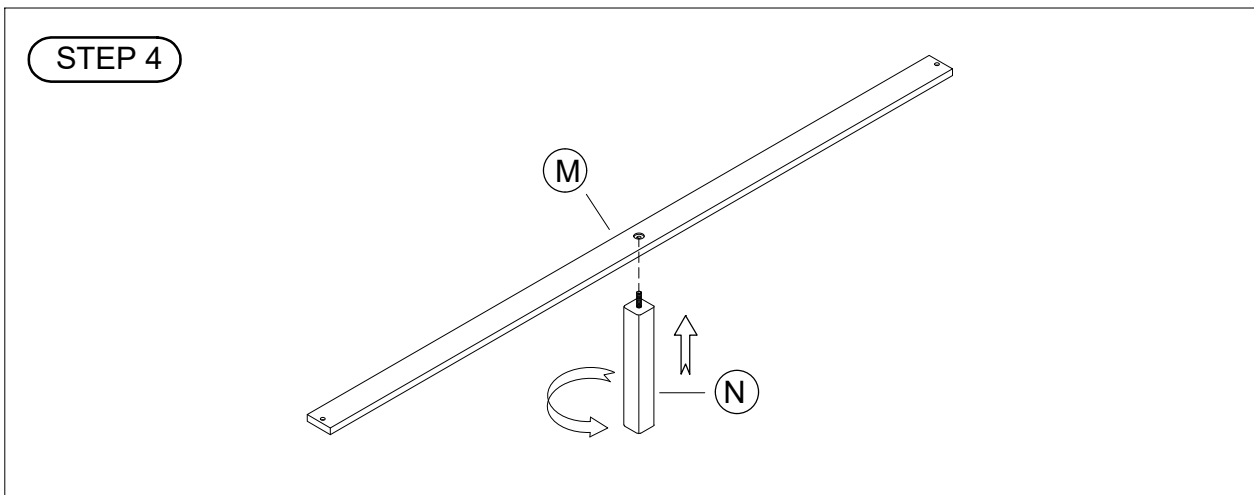
## Assembly Instructions:

### STEP 3



Attach Headboard and Footboard (L) to Side rails (G). Loosen the pre-assembled bolts from the Headboard leg (I), (J) and Footboard(L) to secure. Tighten bolts using Allen Key (1) provided.

### STEP 4



Secure Support Leg (M) to the Full bed Slat (N) by screwing into place.

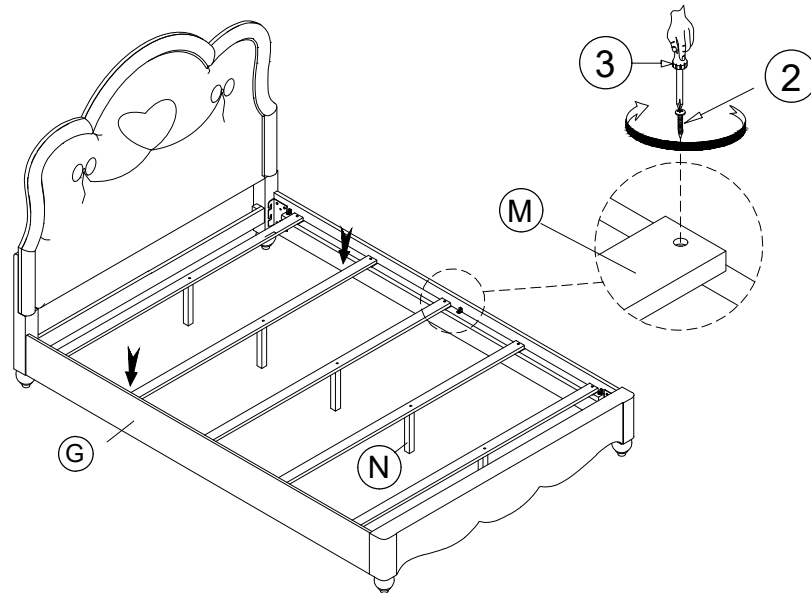
DO NOT USE SUBSTITUTE PARTS. PLEASE CONTACT YOUR RETAIL STORE OR [WWW.ROOMSTOGO.COM](http://WWW.ROOMSTOGO.COM) WITH SERVICE OR PARTS REPLACEMENT REQUEST.

This product is manufactured by (GLOB) for **ROOMS TO GO® | KIDS**

Thank you for purchasing this quality product. Be sure to check all packing material carefully for small parts which may have come loose inside the carton during shipment. Identify and count all parts and compare with the parts list below. Read all instructions before assembling bed and keep these instructions for future reference.

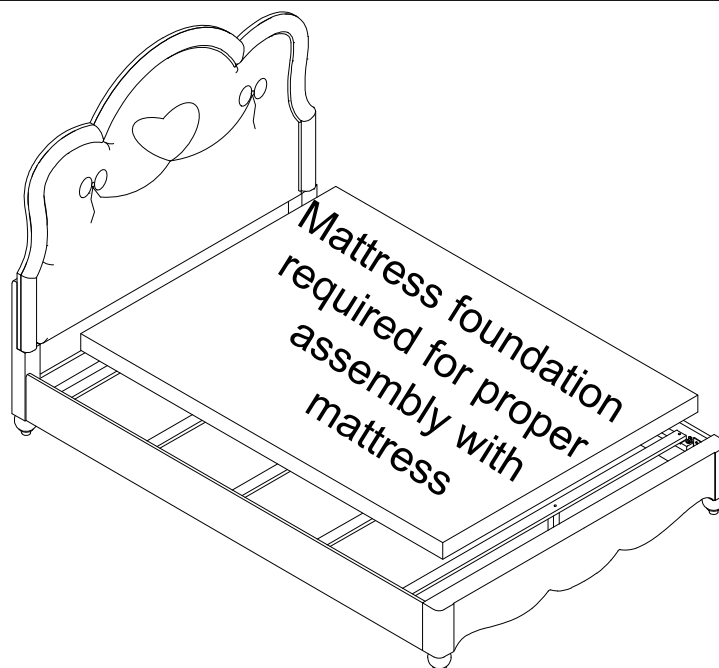
## Assembly Instructions:

### STEP 5



Attach Slats (M) to Side Rail (G). Tighten Screws (2) to the Side Rails (G) with Philips Screwdriver (3) (not provides) by screwing into place.

### STEP 6



A mattress foundation is required for proper assembly with mattress. Place the mattress foundation (not provided) on top of the slats

DO NOT USE SUBSTITUTE PARTS. PLEASE CONTACT YOUR RETAIL STORE OR [WWW.ROOMSTOGO.COM](http://WWW.ROOMSTOGO.COM) WITH SERVICE OR PARTS REPLACEMENT REQUEST.

This product is manufactured by (GLOB) for **ROOMS TO GO® | KIDS**