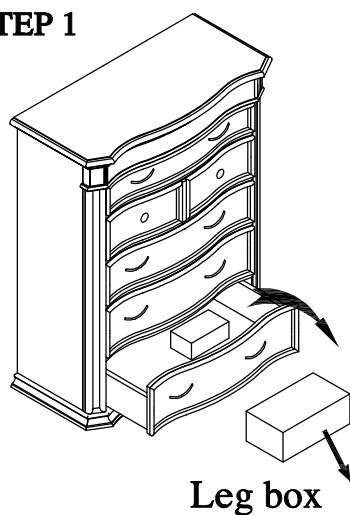
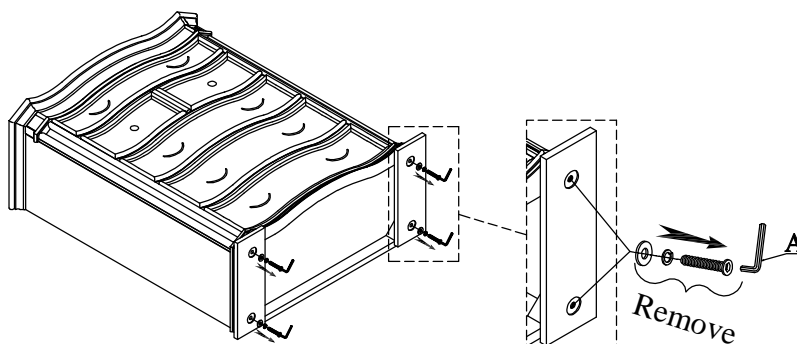


Thank you for purchasing this quality product. Be sure to check all packing material carefully for small parts which may have come loose inside the carton during shipment. Please do not tighten parts until all are assembled.

STEP 1

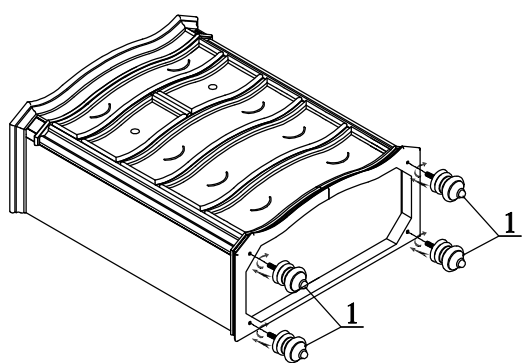


STEP 2



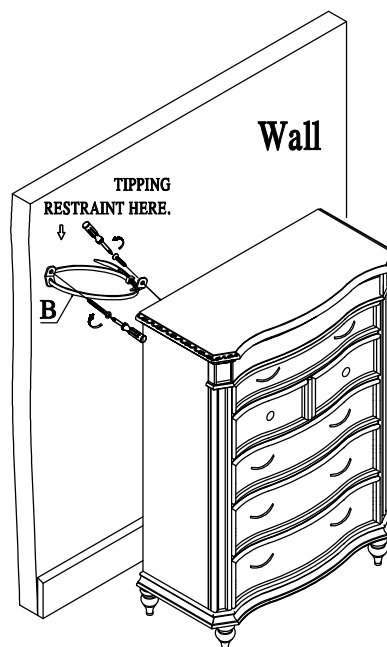
Remove all wooden blocks from the bottom of the case piece before assembling!


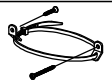

STEP 3




Wall

STEP 4



NO	DRAWING	Q'TY	DESCRIPTION
A		1	5mm Allen Wrench
B		1	Tipping restraint
		Screwdriver is not included in hardware pack	

PARTS LIST			
NO	DRAWING	Q'TY	DESCRIPTION
1		4	Leg