


VENDOR:	SKU NO.	STYLE NO.	DESCRIPTION
GLOB	36019924	992-35T-1	TWIN CARRIAGE HB/FB + RAILS
	36119926	992-35T-2	TWIN CANOPY
	36219928	992-35F-1	FULL CARRIAGE HB/FB + RAILS
	36319920	992-35F-2	FULL CANOPY



Assembly Instructions

Thank you for purchasing this quality product. Make sure you check all packaging materials carefully for small parts that may have come loose inside the carton during shipment. Before set up of the bed, identify and count all parts and hardware and compare with the parts and hardware list provided in these instructions. Do not fully tighten the bolts until the bed is completely set up.

Parts List




#992-35T-1/2




Foot

Head

Left Side Panel




#992-35F-1/2



*1 - Headboard
(HDBD)*

*1 - Footboard
(FTBD)*



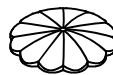
Foot

Head

Right Side Panel




Canopy Guard



Pumpkin Finial



Stem Finial



*10-Canopy
Support Tubes*

1 - G1 Headboard Support

1 - G2 Footboard Support

2 - G3 HDBD Corner Support

2 - G4 FTBD Corner Support

2 - G5 HDBD Middle Support

2 - G6 FTBD Middle Support

Hardware List - For HB/FB/SR

e		3/4"	Plastic end cap	10pcs

Hardware List - For Canopy

a		1/4"*1-1/4"	Allen Bolt	10pcs
c		4mm	Allen Wrench	1pc

(* Hardware List - For (Pre-mounted))

b		1/4"*1-1/2"	Sunk Allen Bolt	1pc
d		L=7"	Lock latch	4pcs

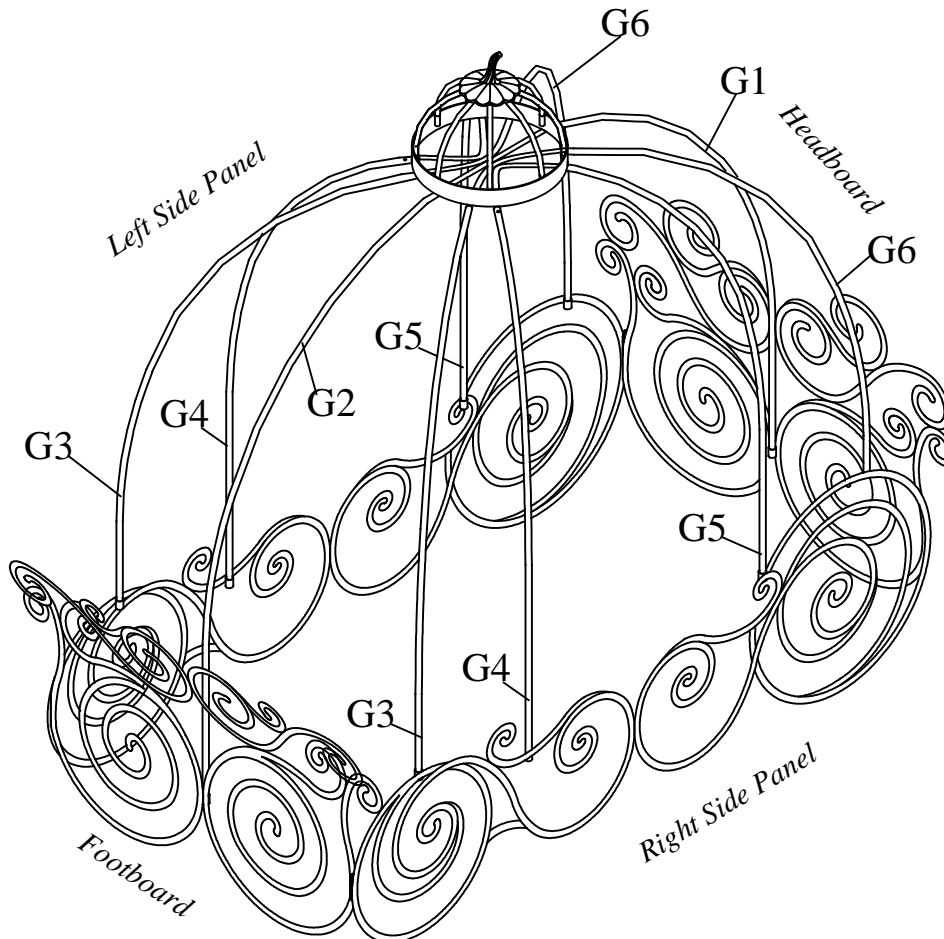
****All parts are italicized in the assembly instructions.**

Assembly Instructions

VENDOR: GLOB

SKU NO. STYLE NO. DESCRIPTION

36019924	992-35T-1	TWIN CARRIAGE HB/FB + RAILS
36119926	992-35T-2	TWIN CANOPY
36219928	992-35F-1	FULL CARRIAGE HB/FB + RAILS
36319920	992-35F-2	FULL CANOPY

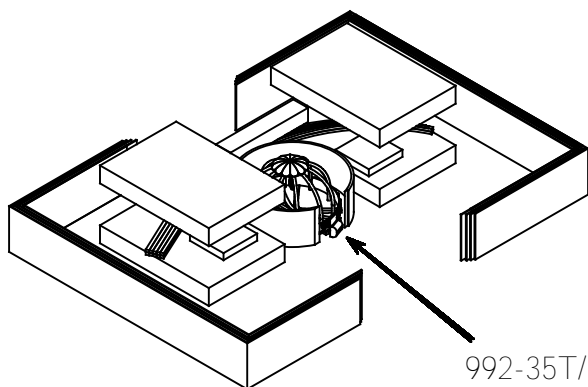


Hardware Pack Location

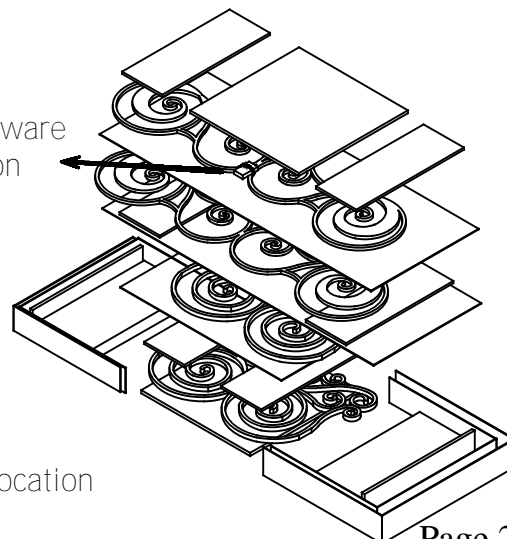
VENDOR: GLOB

SKU NO. STYLE NO. DESCRIPTION

36019924	992-35T-1	TWIN CARRIAGE HB/FB + RAILS
36119926	992-35T-2	TWIN CANOPY
36219928	992-35F-1	FULL CARRIAGE HB/FB + RAILS
36319920	992-35F-2	FULL CANOPY



992-35T/F-1 Hardware Pack Location



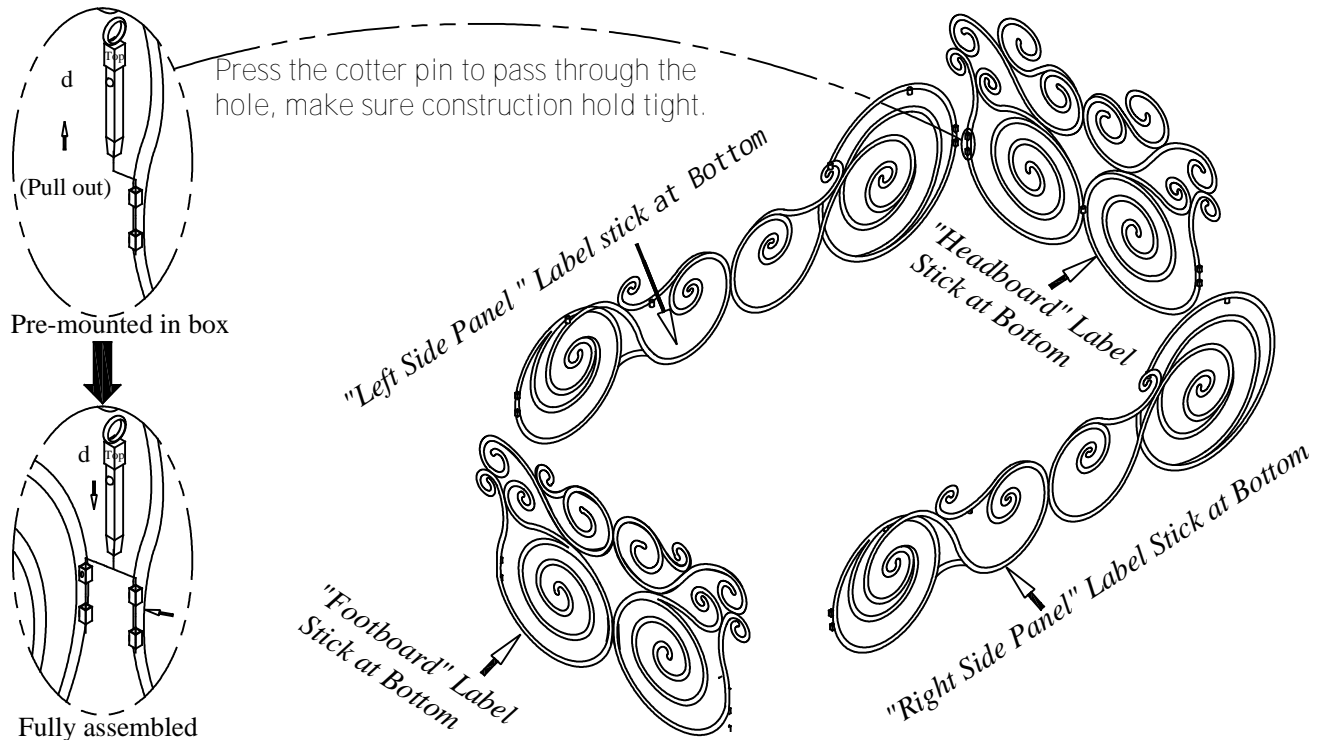
992-35T/F-2 Hardware Pack Location

VENDOR:	GLOB	
SKU NO.	STYLE NO.	DESCRIPTION
36019924	992-35T-1	TWIN CARRIAGE HB/FB + RAILS
36119926	992-35T-2	TWIN CANOPY
36219928	992-35F-1	FULL CARRIAGE HB/FB + RAILS
36319920	992-35F-2	FULL CANOPY

Assembly Instructions

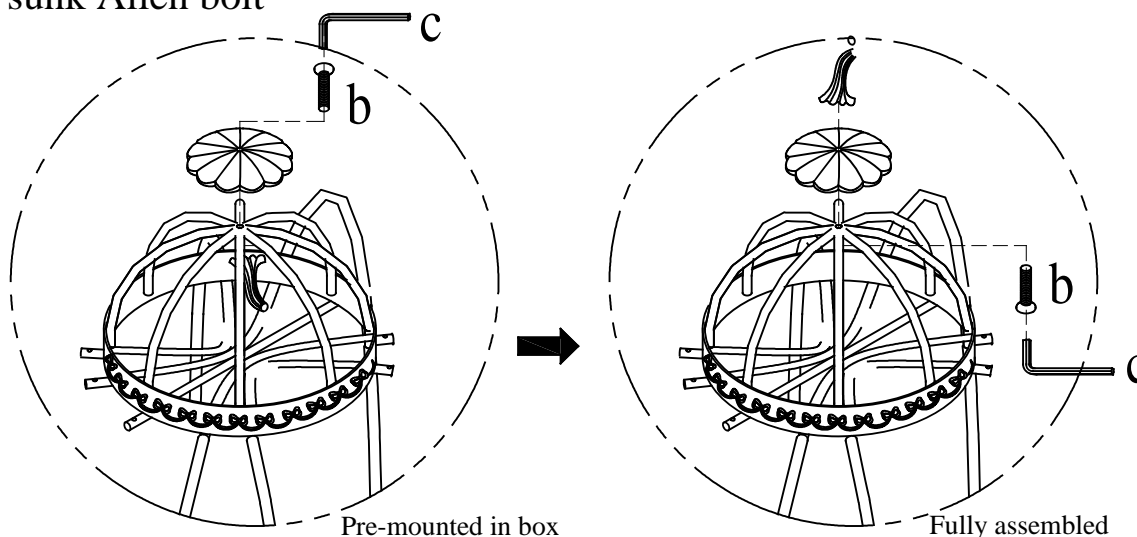
Step 1

- Pull out part (d) from pre-mounted iron frame.
- Trace the labels, identify the headboard, footboard, right-side rail and left-side rail. Lift the headboard and left-side rail, using Lack latch (d) insert from top to bottom to connect together, make sure cotter pin connect properly. Do the same procedure for footboard and side rail.



Step 2

- Uncrew pre-mounted component " pumpkin finial " & "Stem Finial"
- Relocate the stem finial to top of pumpkin finial, use allen wrench to fasten (b) the sunk Allen bolt

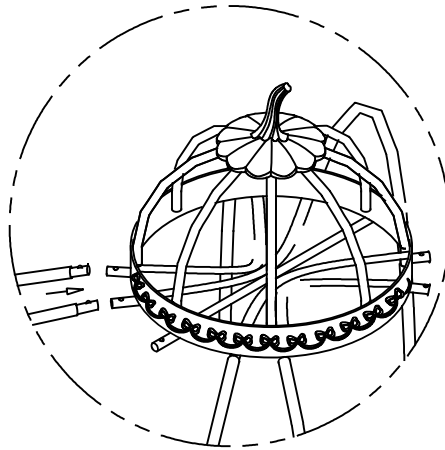


VENDOR: GLOB	SKU NO.	STYLE NO.	DESCRIPTION
	36019924	992-35T-1	TWIN CARRIAGE HB/FB + RAILS
	36119926	992-35T-2	TWIN CANOPY
	36219928	992-35F-1	FULL CARRIAGE HB/FB + RAILS
	36319920	992-35F-2	FULL CANOPY

Assembly Instructions


Step 3

Locate the canopy supports G1, G2, G3, G4, G5, and G6. You should have a total of 10 canopy supports (2 each of G3,G4, G5, AND G6). Insert the canopy support tubes in to the corresponding canopy guard tubes, and press the bottom clip to fix each side.



Step 4

Insert the metal tube into the corresponding headboard/footboard/side rail metal cover, for example G1 to G1, G2 to G2.



VENDOR: GLOB

SKU NO. STYLE NO. DESCRIPTION

36019924 992-35T-1 TWIN CARRIAGE HB/FB + RAILS

36119926 992-35T-2 TWIN CANOPY

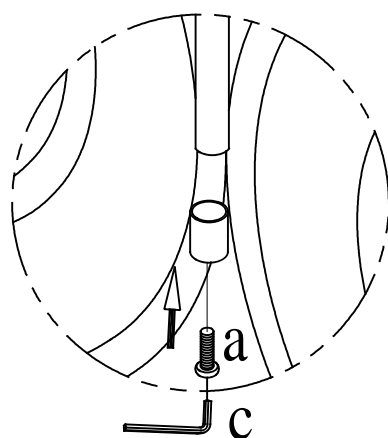
36219928 992-35F-1 FULL CARRIAGE HB/FB + RAILS

36319920 992-35F-2 FULL CANOPY

Assembly Instructions

Step 5

Using allen wrench to secure allen bolt (a) to the bottom of tube rail.



Check that all bolts are tightened securely. The bed is now fully assembled. keep (e) plastic end cap for future use.

Step 6 (If assembled without canopy)

please disassembled steps 2~5.

Put the plastic end cap into the hole which originally placed canopy tubes before.

