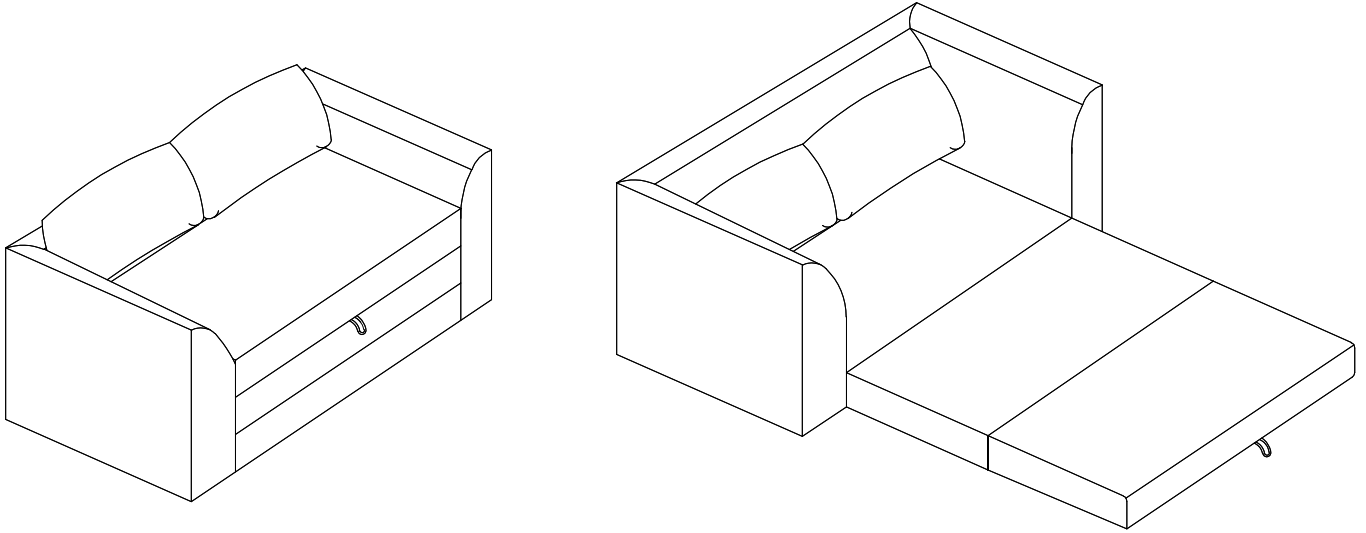




LOTUS

SOFA SLEEPER

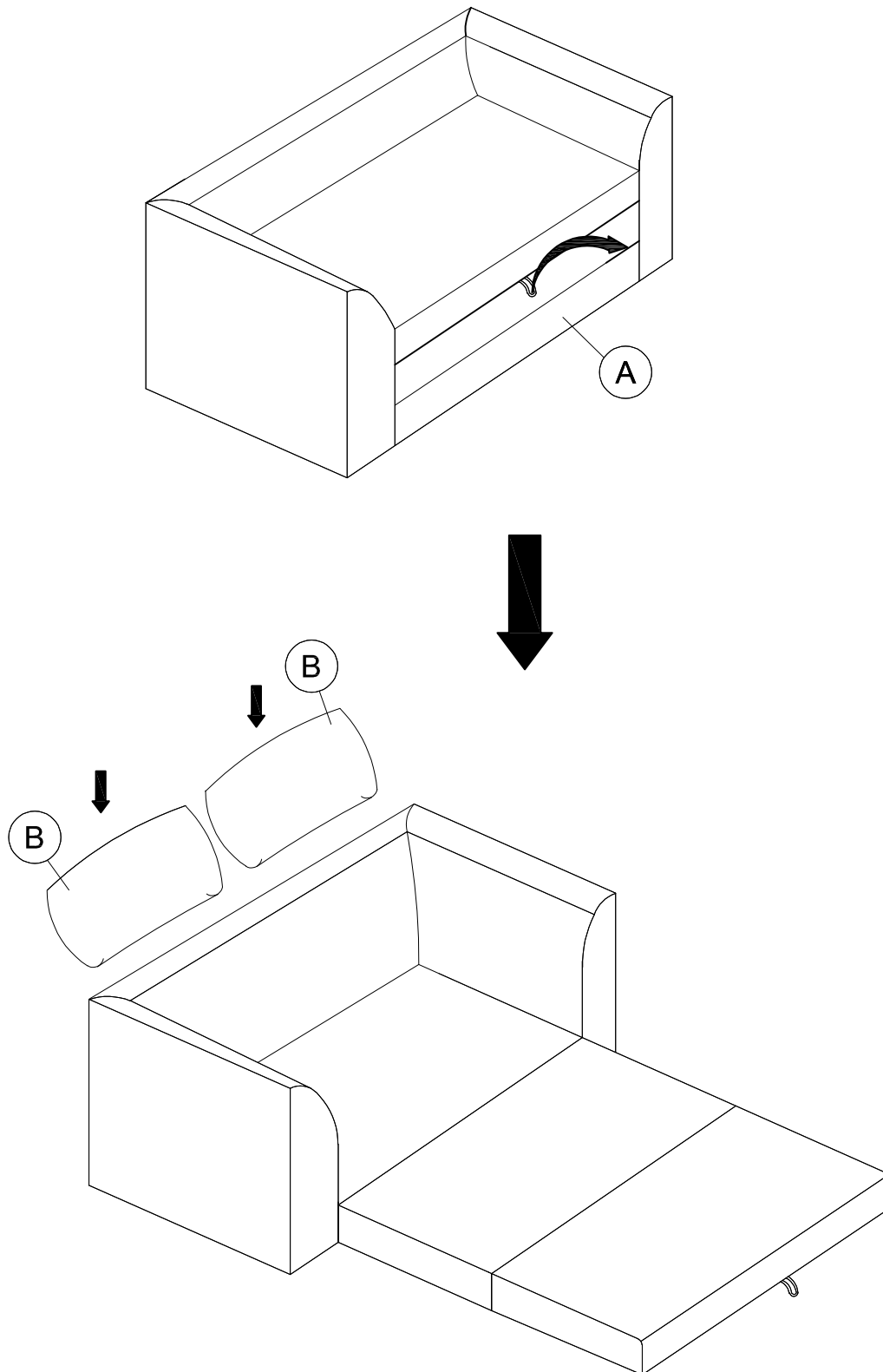


SKU#	STYLE	COLOR	ITEM DESCRIPTION
38224197	24019B	BLACK	SOFA SLEEPER
38324199	24019G	GRAY	SOFA SLEEPER
38424191	24019W	WHITE	SOFA SLEEPER

SOFA SLEEPER PART LIST			
CODE	DESCRIPTION	IMAGE	QTY
A	SOFA SLEEPER		1 PC
B	BACK CUSHION		2 PCS

This product is manufactured by (GINA) for **ROOMS TO GO® | KIDS**
 DO NOT USE SUBSTITUTE PARTS. PLEASE CONTACT YOUR RETAIL STORE OR WWW.ROOMSTOGO.COM
 WITH SERVICE OR PARTS REPLACEMENT REQUEST

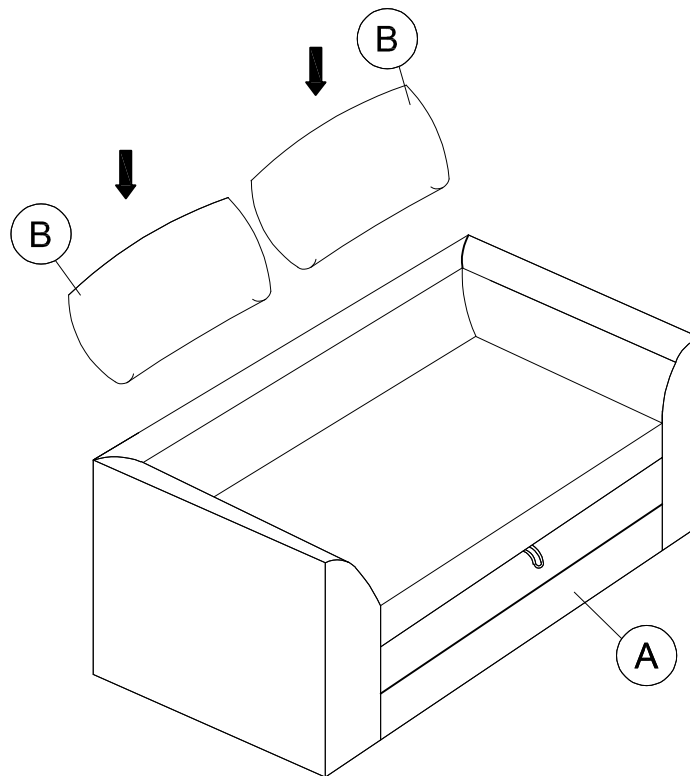
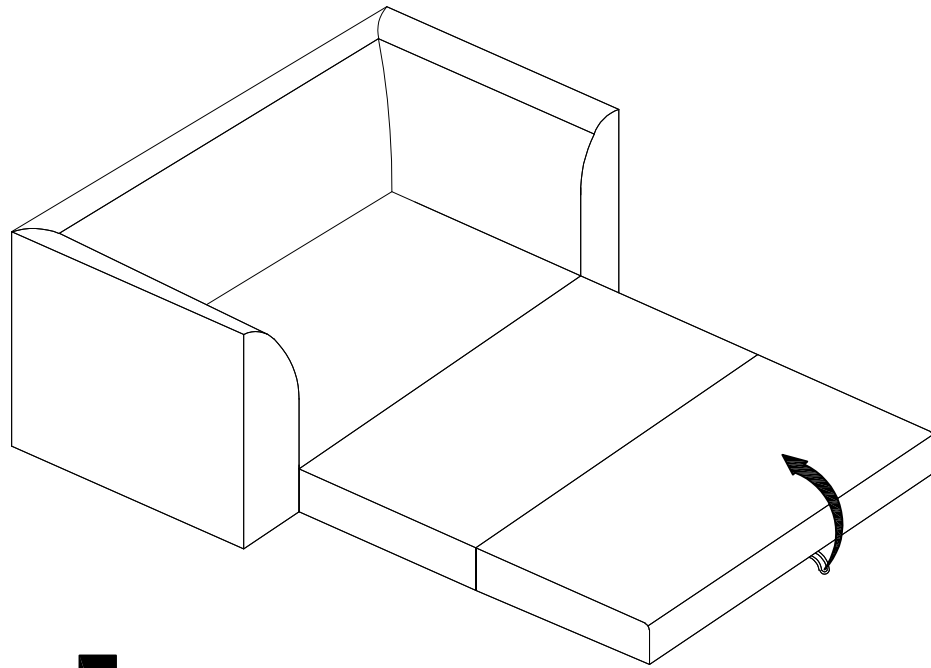
Option 1 To extend the sofa into a bed



Pull the strap in the middle of the seat to extend the sofa into the bed position, then place back cushion B on the back rest as shown.

This product is manufactured by (GINA) for **ROOMS TO GO®** | **KIDS**
DO NOT USE SUBSTITUTE PARTS. PLEASE CONTACT YOUR RETAIL STORE OR WWW.ROOMSTOGO.COM
WITH SERVICE OR PARTS REPLACEMENT REQUEST

Option 2 To fold the bed back into a sofa

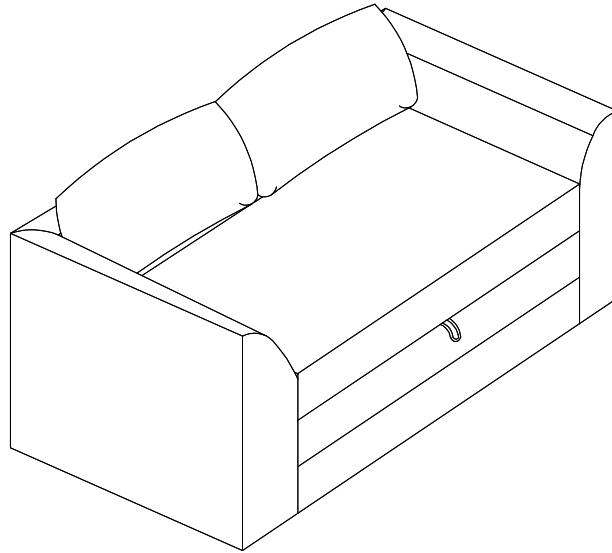


Remove back cushion B, then fold the bed frame back and push it into the sofa until it is fully closed. Place back cushion B on the back rest as shown.

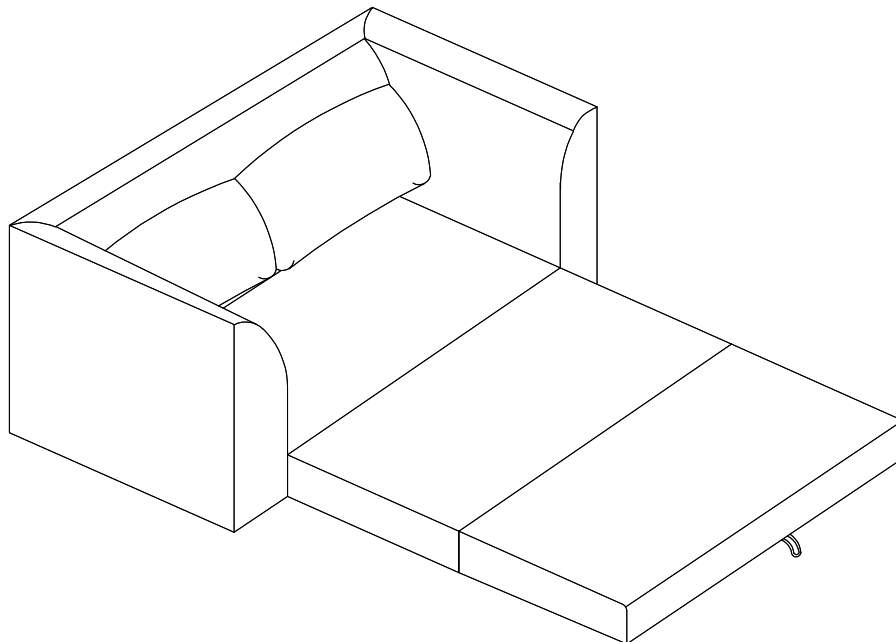
This product is manufactured by (GINA) for **ROOMS TO GO® | KIDS**
DO NOT USE SUBSTITUTE PARTS. PLEASE CONTACT YOUR RETAIL STORE OR WWW.ROOMSTOGO.COM
WITH SERVICE OR PARTS REPLACEMENT REQUEST

Thank you for purchasing this quality product. Be sure to check all packing material carefully for small parts which may have come loose inside the carton during shipment. Identify and count all parts and compare with the parts list below. Read all instruction before assembling bed and keep these instructions for future reference.

Completed



Completed



This product is manufactured by (GINA) for **ROOMS TO GO® | KIDS**
DO NOT USE SUBSTITUTE PARTS. PLEASE CONTACT YOUR RETAIL STORE OR WWW.ROOMSTOGO.COM
WITH SERVICE OR PARTS REPLACEMENT REQUEST

Caring for Your Furniture

To ensure your sofa sleeper maintains its beauty and comfort for years to come, please follow these Care & Maintenance Guide

The Enemies of Furniture

To extend the life of your sofa sleeper, avoid exposure to these common threats:

- **Sunlight & Heat:** Direct sunlight and heat may cause fading or discoloration of the fabric. Keep the sofa away from heat sources and direct sun.
- **Moisture & Humidity:** Avoid damp environments. Keep the surface dry and do not use a wet cloth for cleaning.
- **Harsh Chemicals:** Do not use alcohol, ammonia, bleach-based, or solvent cleaners. Use only a soft brush or vacuum with a mild fabric-friendly approach.
- **Sharp Objects & Rough Use:** Avoid contact with keys, tools, or sharp objects that can pull or damage the fabric fibers.
- **Uneven Surfaces:** Place the sofa on a flat and stable floor to prevent frame stress or distortion.

Tips for Better Cleaning

Simple habits can help keep your sofa soft, fluffy, and looking its best:

- **Weekly Care:** Gently vacuum the surface using a soft brush attachment to remove dust and debris. Avoid moisture.
- **Fluff Regularly:** Lightly pat or fluff cushions to maintain their shape and loft.
- **Spot Cleaning:** If spills occur, blot immediately with a clean dry cloth. For deeper cleaning, use fabric-safe foam or dry-cleaning spray - never soak the fabric.
- **Keep Dust-Free:** Check under cushions and seams periodically to remove trapped dust.
- **Avoid Pressure:** Do not sit or place heavy items on the same spot repeatedly, to prevent matting or flattening of the pile.

With regular care, your sofa sleeper will stay soft, stylish, and comfortable for years of use.

☞ For indoor residential use only.