

PRINCESS

Toddler Guard Rail

Model: PN-TR-7909GR-SIL / PN-TR-7909GR-WHT
TR7909GR-S / TR7909GR-W

SKU #: 39279105 & 39279080

Assembly Instruction



sample tested to meet U.S. Federal,
ASTM and other safety requirements

Congratulations on your purchase of a Westwood product. We take great pride in the quality and design of our furniture. The safety of your child is our highest priority. It is important that you read these instructions carefully and completely to ensure that this product functions as it was designed.

After opening the package, check to see that all the parts are present. If you think something is missing, please contact your retailer, and they can arrange to have the missing parts quickly replaced. You can also contact us directly, by calling 1-908-719-4707, or emailing support@westwoodbaby.com

If any aspect of these instructions is unclear, please contact your retailer or Westwood Design for assistance.

In addition to meeting our own extensive in-house testing and standards, this crib has been independently tested to meet JPMA certification standards.



635 N. Billy Mitchell Rd.,
Salt Lake City, UT 84116
Phone: 908-719-4707

www.westwoodbaby.com



sample tested to meet U.S. Federal,
ASTM and other safety requirements



WARNING

FOR TODDLER BED USE

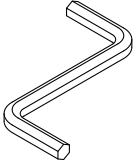
FAILURE TO FOLLOW THESE WARNINGS AND ASSEMBLY INSTRUCTIONS COULD RESULT IN SERIOUS INJURY OR DEATH.

- READ ALL INSTRUCTIONS **BEFORE** ASSEMBLING CRIB. **KEEP INSTRUCTIONS FOR FUTURE USE.**
- PREVENT BURNS. KEEP BED AWAY FROM OPEN FIRES AND OTHER HEAT SOURCES.
- ANY MATTRESS USED IN THIS CRIB MUST BE AT LEAST 27-1/4 IN. (69 CM.) BY 51-5/8 IN. (131 CM.), WITH A THICKNESS NOT EXCEEDING 6 IN. (15 CM.). THE DIMENSIONS OF THE MATTRESS SHOULD BE TAKEN FROM SEAM TO SEAM.
- THE MINIMUM AGE OF THE INTENDED USER SHALL NOT BE LESS THAN 15 MONTHS AND THE MAXIMUM WEIGHT SHALL NOT BE GREATER THAN 50 LBS (22.7 KG)
- PROVIDE GUARD MUST BE USED.
- DO NOT PLACE BED NEAR WINDOWS WHERE CORDS FROM DRAPES OR BLINDS MAY STRANGLE A CHILD.
- DO NOT PLACE ITEMS WITH A STRING, CORD, OR RIBBON AROUND A CHILD'S NECK, SUCH AS HOOD STRINGS OR PACIFIER CORDS.
- DO NOT SUSPEND STRINGS OVER A TODDLER BED FOR ANY REASON.

IMPORTANT!

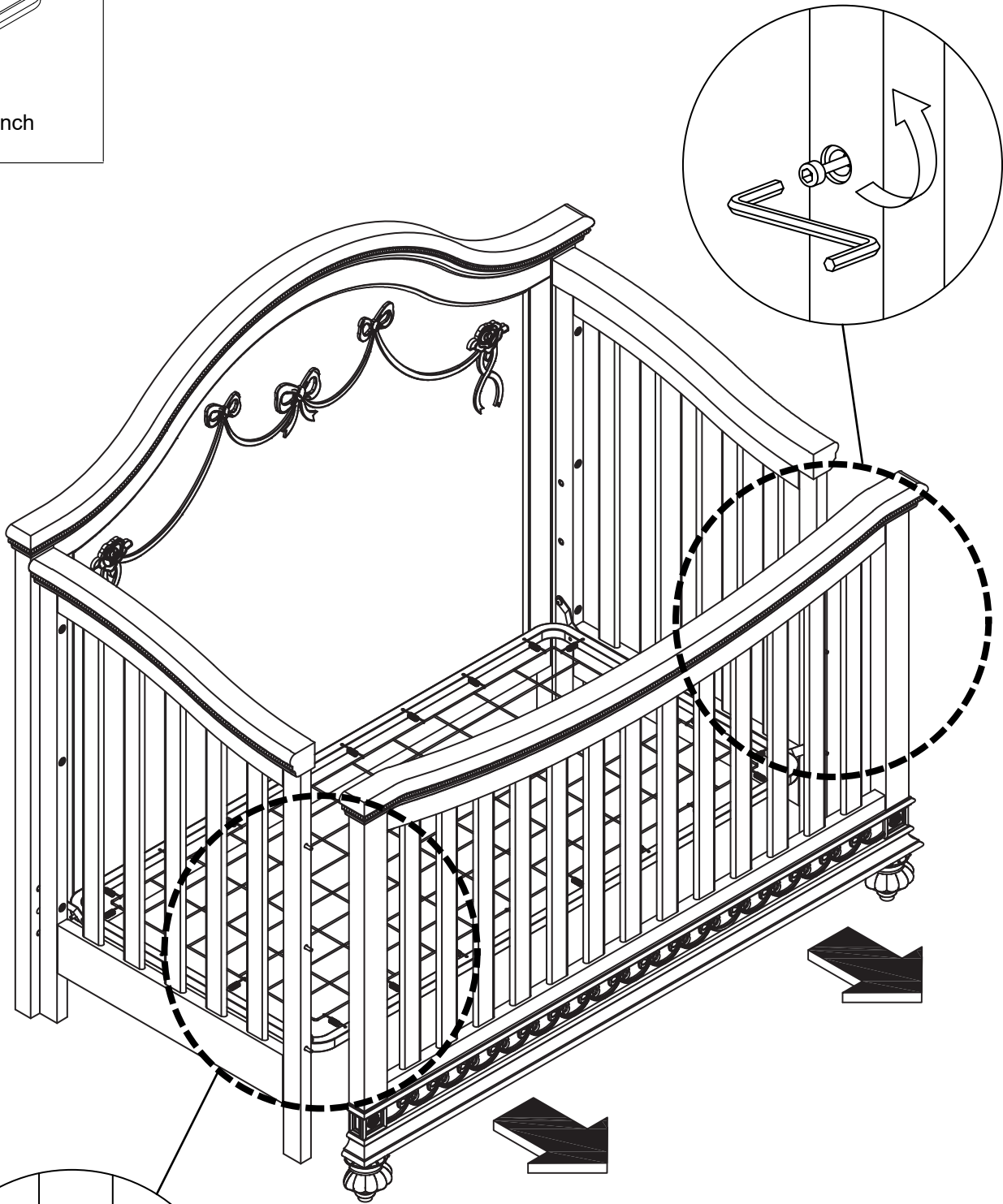
- CHECK THIS PRODUCT FOR DAMAGED HARDWARE, LOOSE JOINTS, MISSING PARTS OR SHARP EDGES BEFORE ASSEMBLY AND PERIODICALLY DURING USE. DO NOT USE CRIB IF ANY PARTS ARE MISSING, DAMAGED OR BROKEN. CONTACT WESTWOOD DESIGN: 635 N. BILLY MITCHELL RD., STE. B, SALT LAKE CITY, UTAH 84116, PHONE: 1-908-719-4707; EMAIL: SUPPORT@WESTWOODBABY.COM FOR REPLACEMENT PARTS AND INSTRUCTIONS IF NEEDED. NEVER SUBSTITUTE PARTS.

Required Parts & Hardware



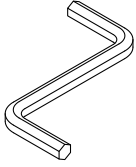
Allen Wrench

Step 1



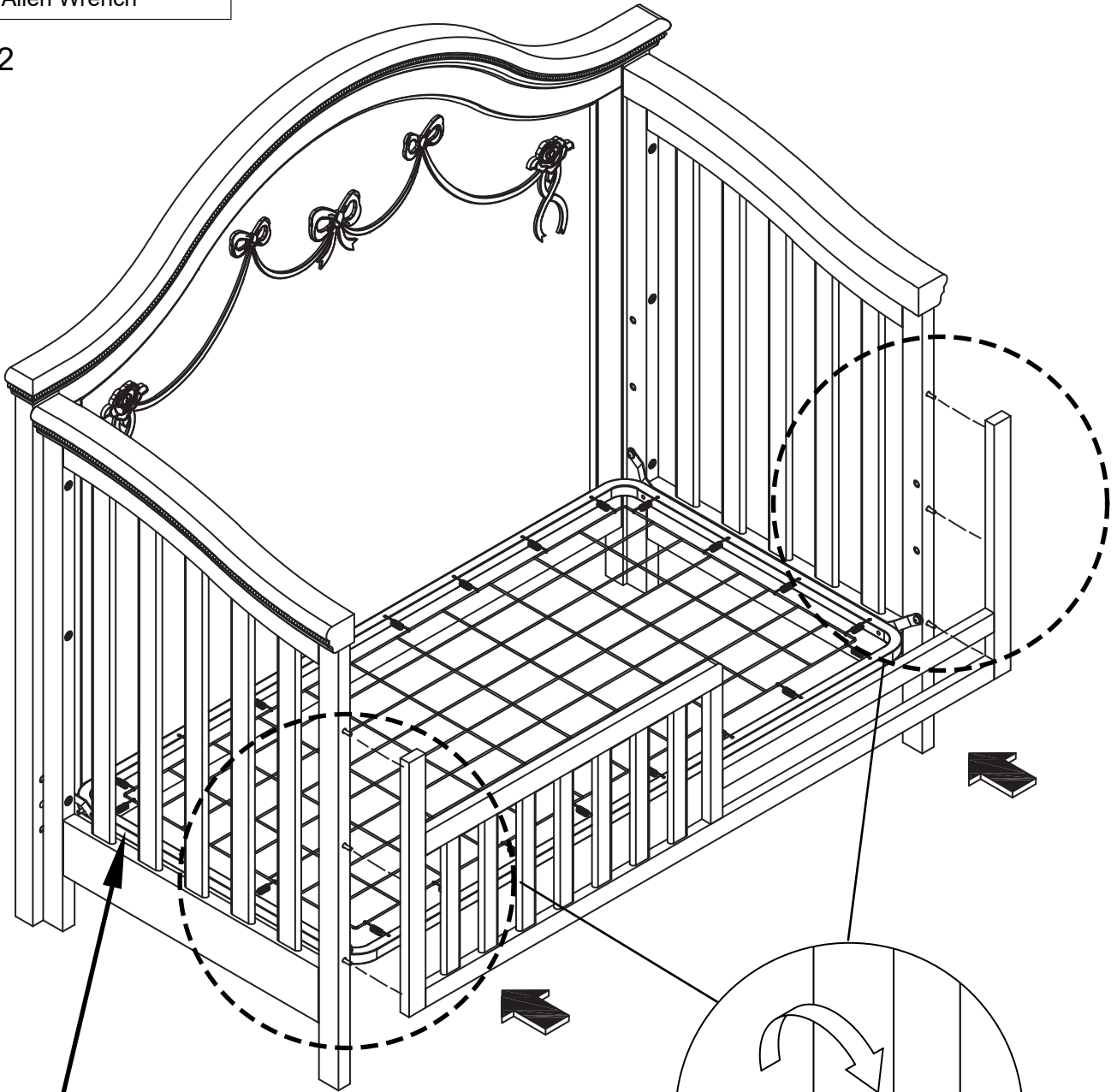
Release the bolts from the footboard using the allen wrench provided.
Keep the footboard for future use.

Required Parts & Hardware



Allen Wrench

Step 2



The toddler bed can only be used with the mattress support in its lowest position.

Secure the toddler guard rail with the 6 bolts and tighten firmly with the Allen Wrench provided.

CARE AND MAINTENANCE

- After completing assembly, check that all bolts and screws are secure and tight. Hardware can become loose over time, so it is your responsibility to periodically check the tightness of all fasteners for as long as you use the crib.
- Wood is a natural material. As such, it can be affected by changes in temperature and humidity. Extreme changes in humidity and temperature can cause the wood to warp, swell, crack, or shrink, thus compromising the structural integrity of the crib and making it dangerous to use.
- Use caution when placing the crib in storage to avoid extremes in temperature or humidity. Cribs should always be stored indoors in climate controlled, dry locations.
- Use care when using a vaporizer or humidifier around the crib. Do not aim the vapor at the crib or any other wooden furniture in the nursery. Avoid using vaporizers or humidifiers for extended periods of time.
- To clean the crib, wipe with a damp cloth and immediately dry the surface. Do not use any chemical cleaners or polishes. Such products can leave a residue on the finish and come in contact with your child.
- Your crib has a durable and protective non-toxic finish. However, if you decide to refinish it, you must use a non-toxic finish specified for children's products. Do not use any toxic stripping methods to remove the old finish.



635 N. Billy Mitchell Rd.,
Salt Lake City, UT 84116
Phone: 908-719-4707

www.westwoodbaby.com