


# WESTWOOD DESIGN



## **COTTAGE COLORS**

### **Full Rails & Slats For Convertible Crib**

Model: CC-BR-2207RR-WHT (BB2207RR-W)

CC-BR-2207RR-GRY (BB2207RR-G)

CC-BR-2207RR-NAV (BB2207RR-B)

RTG SKU #: 39424089 ( WHT )

39424091 ( GRY )

39424104 ( NAV )

## **Assembly Instruction**

Congratulations on your purchase of a Westwood product. We take great pride in the quality and design of our furniture. It is important that you read these instructions carefully and completely to ensure that this product functions as it was designed.

After opening the package, check to see that all the parts are present. If you think something is missing, please contact your retailer, and they can arrange to have the missing parts quickly replaced. You can also contact us directly, by calling 1-908-719-4707, or emailing [support@westwoodbaby.com](mailto:support@westwoodbaby.com)

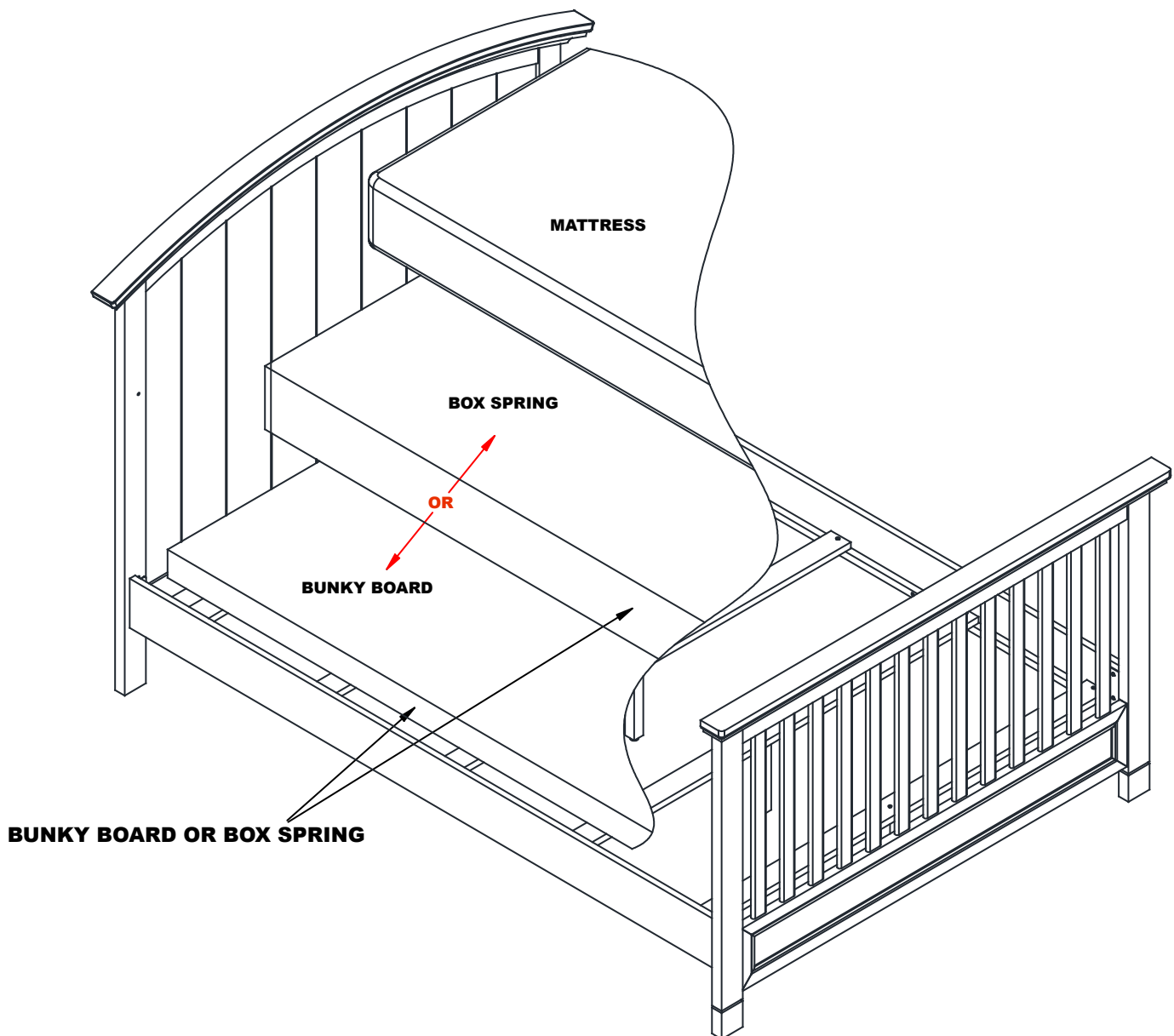
If any aspect of these instructions is unclear, please contact your retailer or Westwood Design for assistance.



635 N. Billy Mitchell Rd.,  
Salt Lake City, UT 84116  
Phone: 908-719-4707

[www.westwoodbaby.com](http://www.westwoodbaby.com)

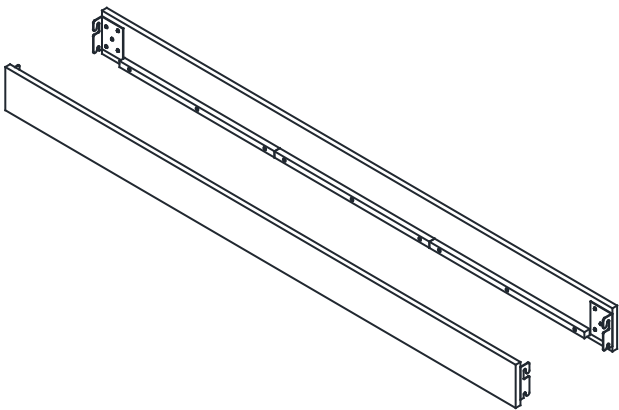
# WESTWOOD DESIGN



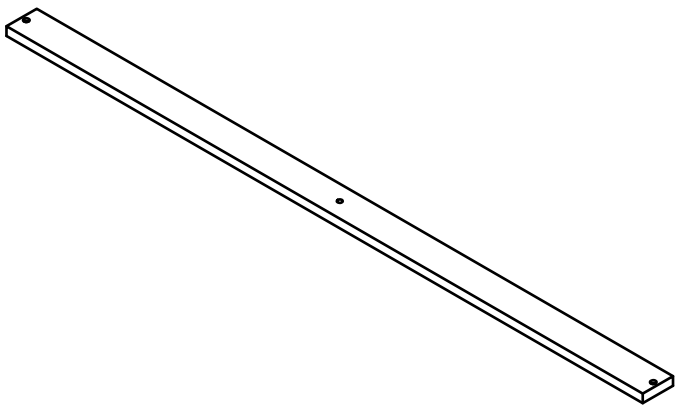
**WARNING: A foundation such as box spring or bunky board is required for use. Failure to add a foundation could result in rail breakage.**

# Parts & Hardware Included

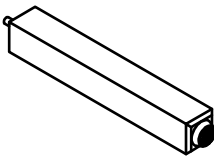
**A** Bed Rails ( x2 )




**B** Slat ( x5 )



**C** Center Leg ( x5 )



**D** Allen Bolt M8 x 20mm ( x8 )




**E** Spring Washer 5/16" (x8)



**F** Flat Washer 5/16" (x8)



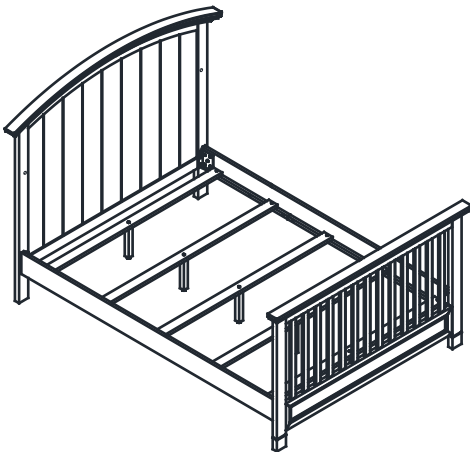
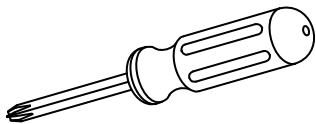
**G** Allen Wrench



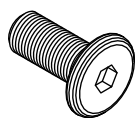
**H** Wood Screw M4 x 32mm ( x10 )



Tool required - Screwdriver - Not provided



# Required Parts & Hardware



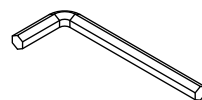
( D ) Allen Bolt M8 x 20mm  
( x8 )



( E ) Spring Washer 5/16"  
( x8 )

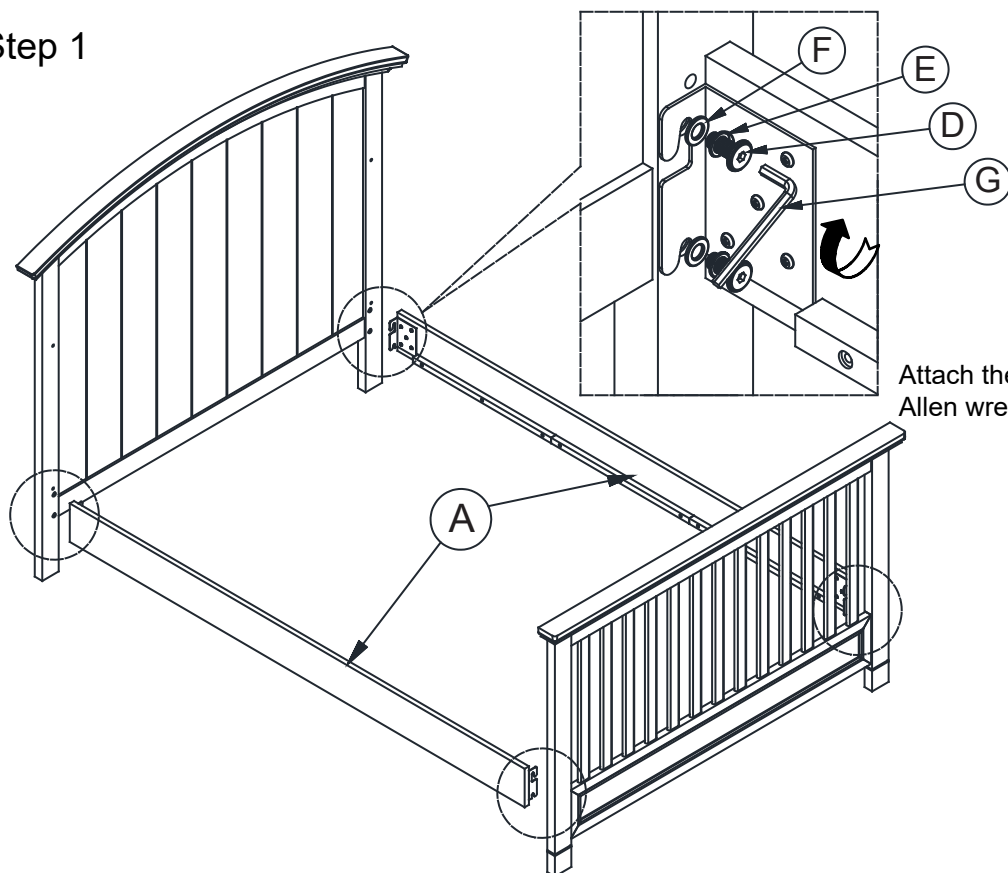


( F ) Flat Washer 5/16"  
( x8 )

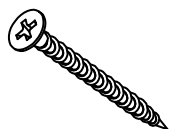


( G ) Allen Wrench M5

## Step 1

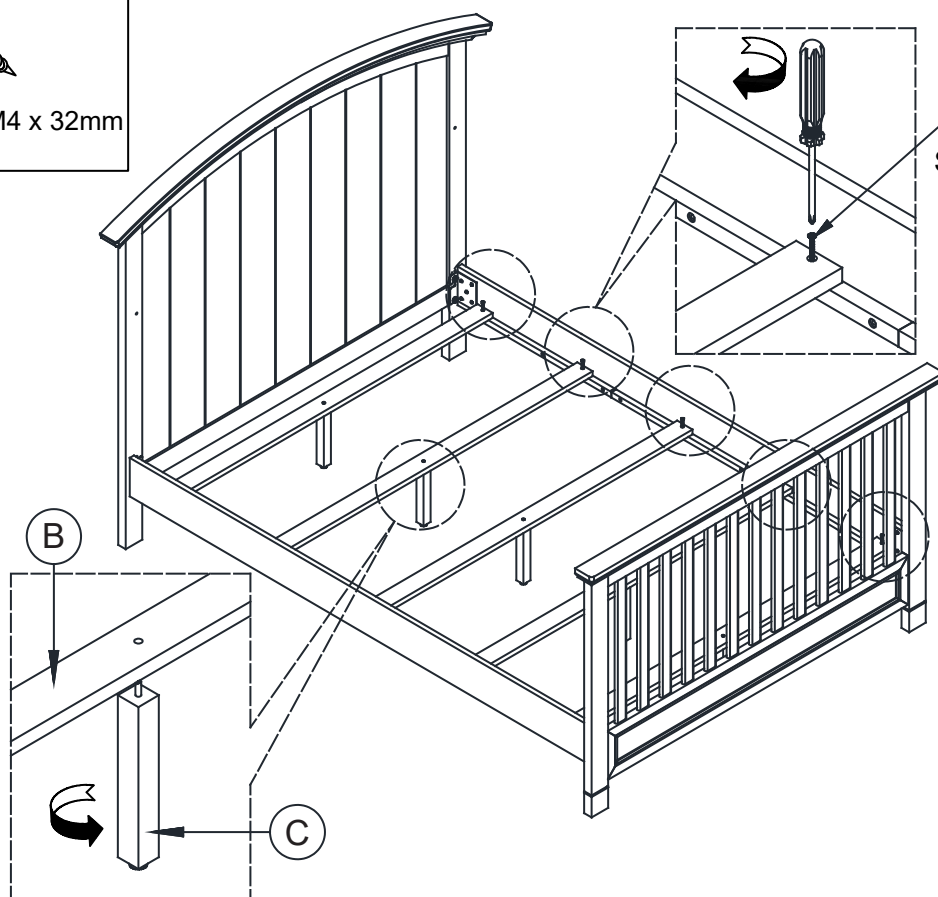


Attach the bed rail with bolt and washer using Allen wrench. Repeat the same on all other side.



( H ) Wood Screw M4 x 32mm  
( x10 )

## Step 2



Secure both end of the slats with screw

Screwdriver - Not provided