

Assembly Instruction

COTTAGE COLORS

Changing Tray

Model: CC-BC-2116BC-WHT (BC-24116BC-W)
CC-BC-2116BC-GRY (BC-24116BC-G)
CC-BC-2116BC-NAV (BC-24116BC-B)

RTG SKU #: 39624083 (WHT)
39624095 (GRY)
39624108 (NAV)



WARNING

FALL HAZARD - Children have suffered serious injuries after falling from changing tables / trays. Falls can happen quickly.

- **STAY** in arm's reach of you child.
- Read all instructions before use of the changing table / tray.
- Keep instructions for future use.
- Do not use the changing table / tray if it is damaged or broken.
- **ALWAYS** secure this product to the support frame by using the hardware provided. See instructions.
- This product is designed to be used on a surface that is level, stable and structurally sound with a minimum surface dimensions of 35 1/2" (901mm) x 18 1/2" (470mm).

SUFFOCATION HAZARD: Babies have suffocated while sleeping in changing area.

Changing area is not designed for safe sleep.

- **NEVER** allow baby to sleep in changing area.
- **WARNING !** When child reaches a maximum weight of 30 lbs, the changing table / tray shall no longer be use.
- The changing pad used should be 16.5" (41.9cm) W x 32.5 (82.55cm) L with a maximum thickness of 1" (2.54cm).

Congratulations on your purchase of a Westwood product. We take great pride in the quality and design of our furniture. It is important that you read these instructions carefully and completely to ensure that this product functions as it was designed.

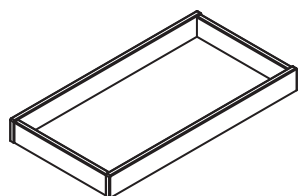
After opening the package, check to see that all the parts are present. If you think something is missing, please contact your retailer, and they can arrange to have the missing parts quickly replaced. You can also contact us directly, by calling 1-908-719-4707, or emailing support@westwoodbaby.com. If any aspect of these instructions is unclear, please contact your retailer or Westwood Design for assistance.



635 N. Billy Mitchell Rd.,
Salt Lake City, UT 84116
Phone: 908-719-4707

www.westwoodbaby.com

Changing Tray



Changing Tray
(x1)

A



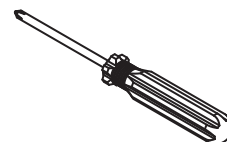
Metal plate
(x2)

B



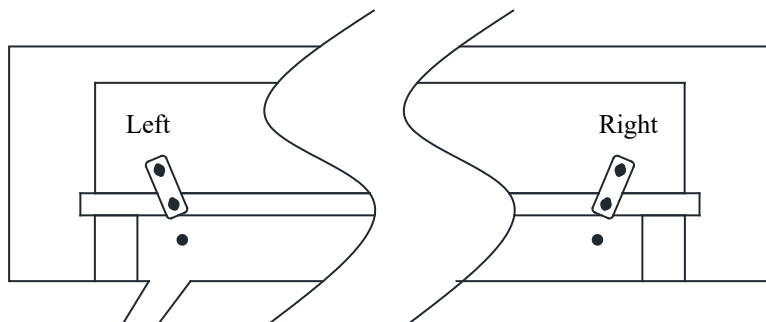
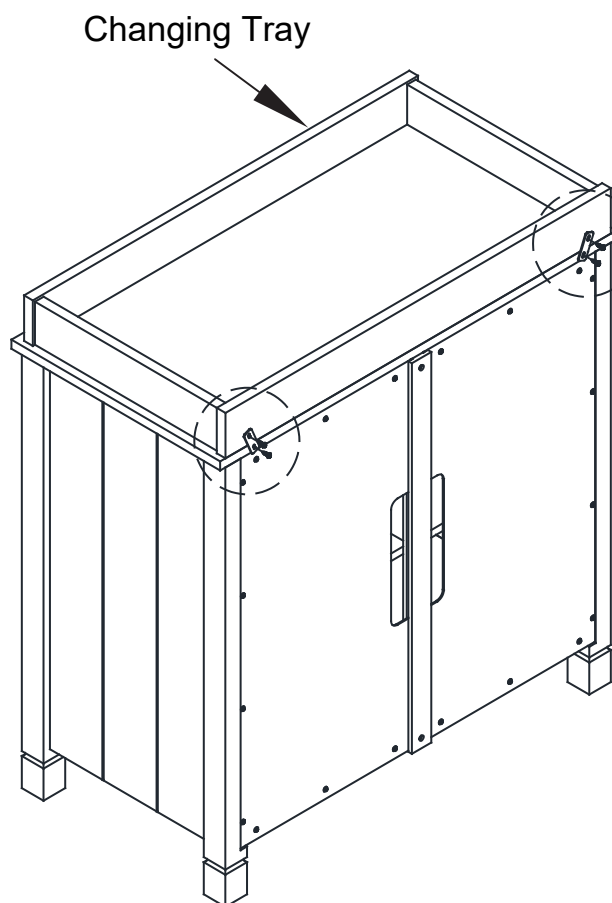
Screw
M4 x 16MM
(x4)

Tool required



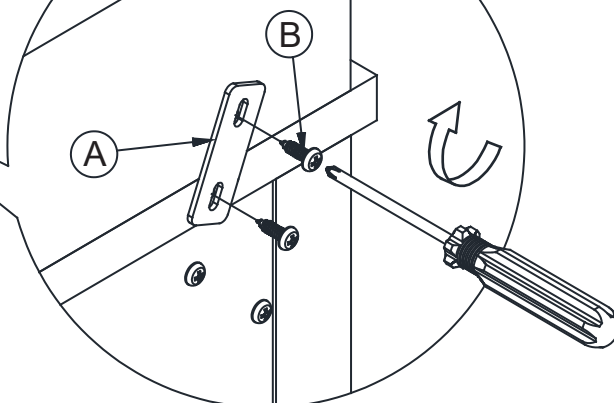
Screwdriver - Not provided

Step 1

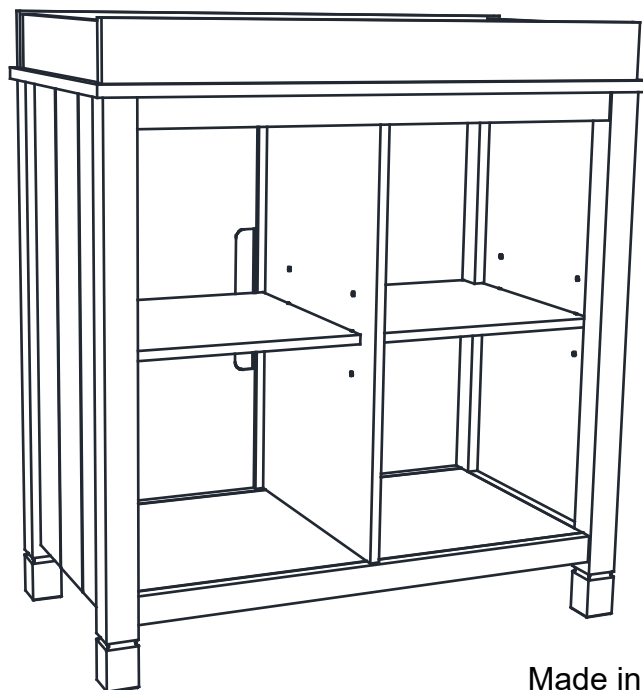


Left

Right



Screwdriver - Not provided



Made in Malaysia

NOTES ON CARE AND MAINTENANCE:

- . Do not scratch or chip the finish**
- . Inspect the product periodically, contact Westwood Design for replacement parts or questions.**
- . Do not store the product or any parts in extreme temperatures and conditions such as hot attic or a damp, cold basement. These extremes can cause a loss of structural integrity.**
- . To preserve the luster of the high quality finish on your product, it is recommended to place a dolly or felt pad under any items you place on the finish.**
- . Clean with a damp cloth, then a dry cloth to preserve the original luster and beauty of this fine finish.**
- . Do not use abrasive chemicals.**
- . Do not spray cleaners directly onto furniture.**
- . Lift slightly when moving on carpeting to prevent leg breakage.**
- . Use of a vaporizer near furniture will cause wood to swell and finish to peel.**



Imported by:

**Westwood Design
635 N. Billy Mitchell Rd.,
Salt Lake City, UT 84116
Phone: 908-719-4707
www.westwoodbaby.com**