



INSTRUCTIONS D'ASSEMBLAGE  
ASSEMBLY INSTRUCTIONS

---

**M**ONARCH  
SPECIALTIES INC.

# I 1301

---

TABLE A MANGER -  
30"X 48" / ESPRESSO

DINING TABLE -  
30"X 48" / ESPRESSO



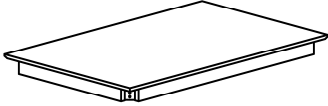

POUR DE L'ASSISTANCE OU POUR COMMANDER  
DES PIÈCES CONTACTEZ NOTRE DÉPARTEMENT  
DE SERVICE À LA CLIENTÈLE.

FOR ASSISTANCE OR TO ORDER PARTS  
CONTACT OUR CUSTOMER SERVICE DEPARTMENT

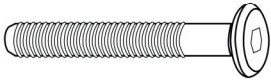

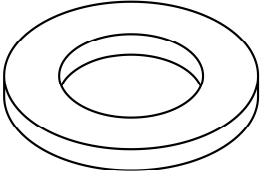
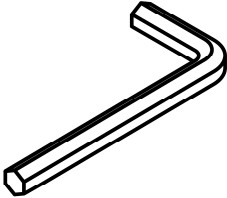
[WWW.MONARCHSERVICE.COM](http://WWW.MONARCHSERVICE.COM)

---

**LISTE DES PIÈCES**  
**PARTS LIST**

PIÈCE / PART #	IMAGE	DESCRIPTION	QTY / QTÉ
1		TABLE TOP SURFACE DE TABLE	1
2		TABLE LEG PATTE DE TABLE	4

**LISTE DES PIÈCES DE MONTAGE**  
**HARDWARE LIST**

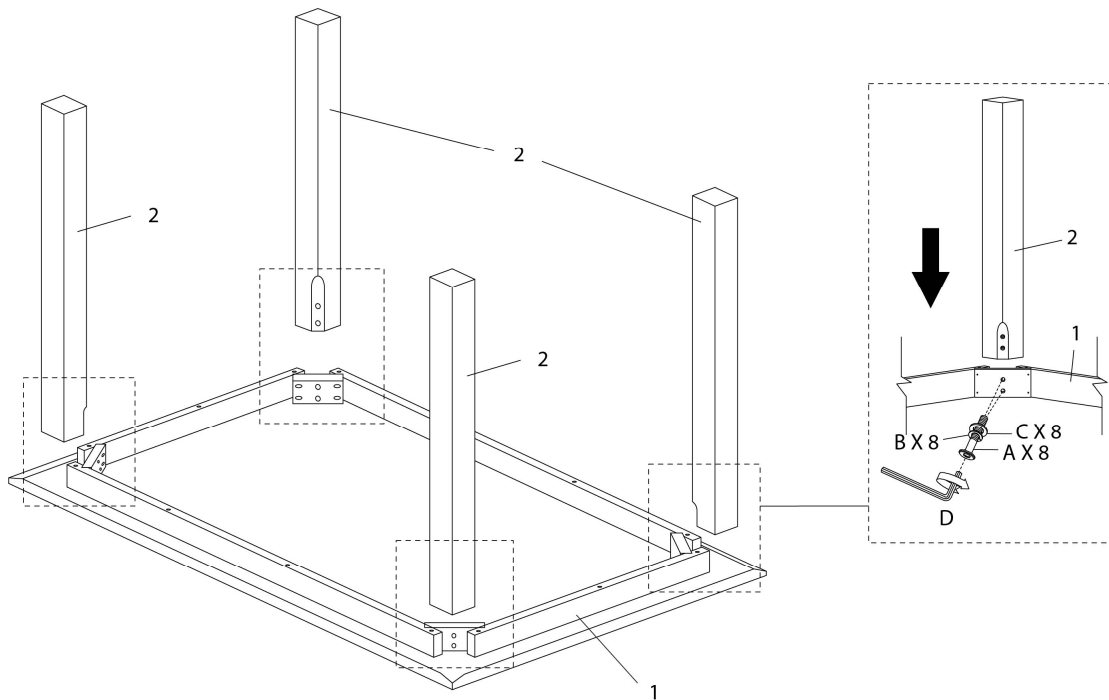
PIÈCE / PART #	IMAGE	DESCRIPTION	QTY / QTÉ
A		<p align="center">ASSEMBLING BOLT -            Ø 3/8" X 2 3/8"            BOULON D'ASSEMBLAGE -            Ø 3/8" X 2 3/8"</p>	8
B		<p align="center">LOCK WASHER            ENTRETOISE DE MÉTAL</p>	8
C		<p align="center">METAL WASHER            RONDELLE DE MÉTAL</p>	8
D		<p align="center">HEX KEY            CLÉ HEXAGONALE</p>	1



OUTIL DE VÉRIFICATION DE DIMENSIONS DES PIÈCES  
HARDWARE DIMENSIONS VERIFICATION TOOL



ÉTAPE / STEP 1



ÉTAPE / STEP 2

