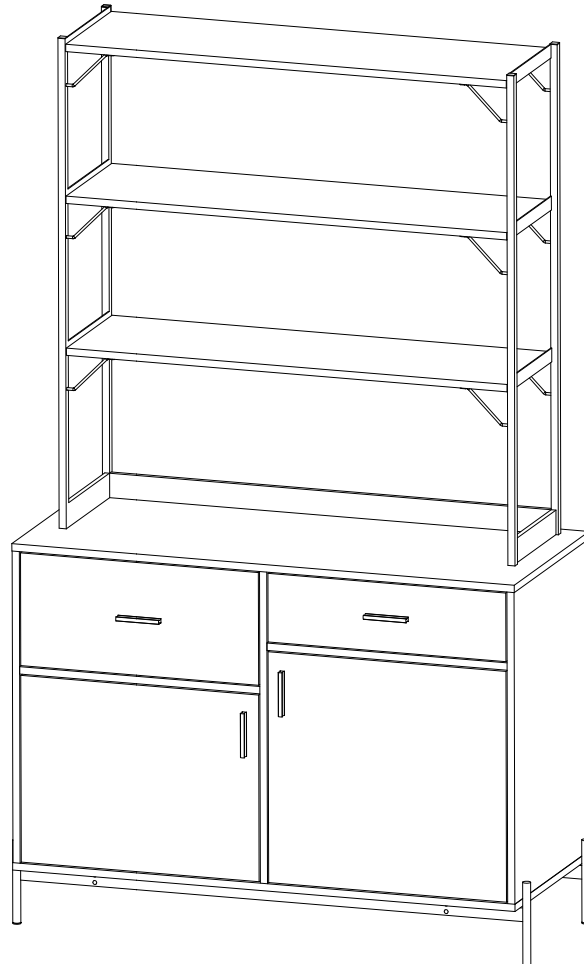


Assembly | Asamblea | Assemblage

PO#

Customer service | Servicio al cliente | Service clientèle: 800.633.5096



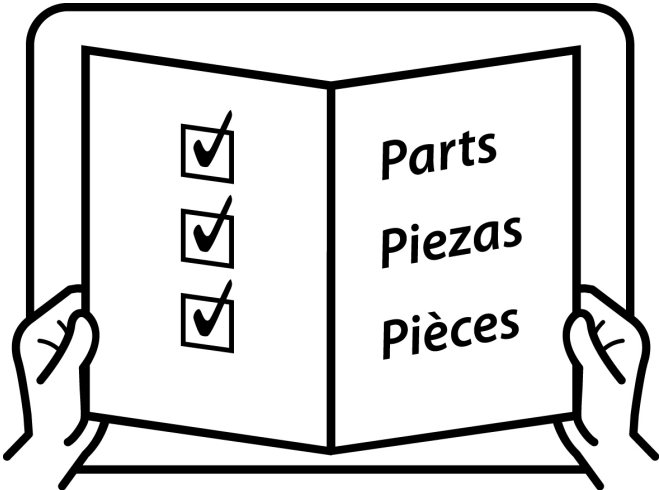
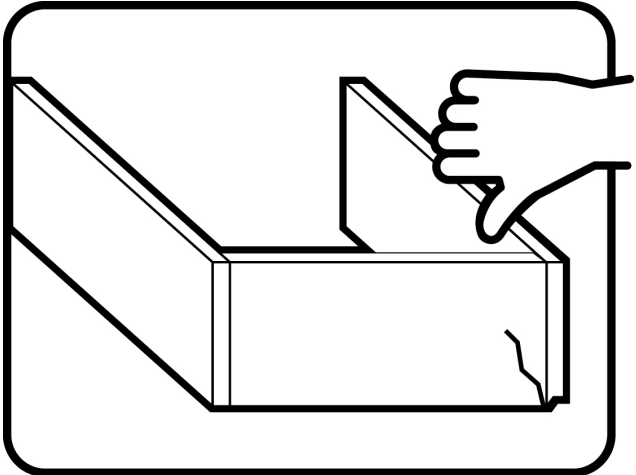
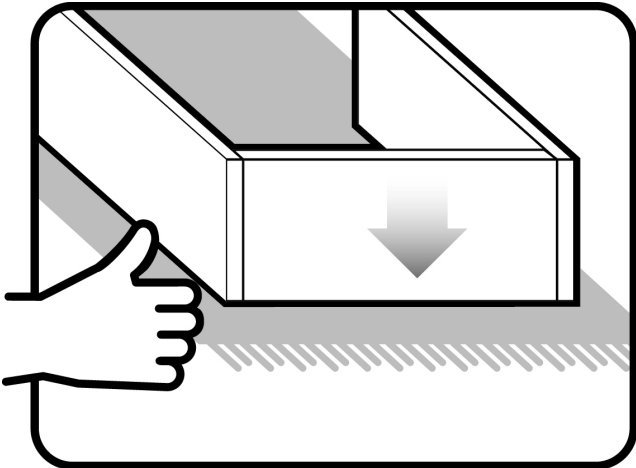
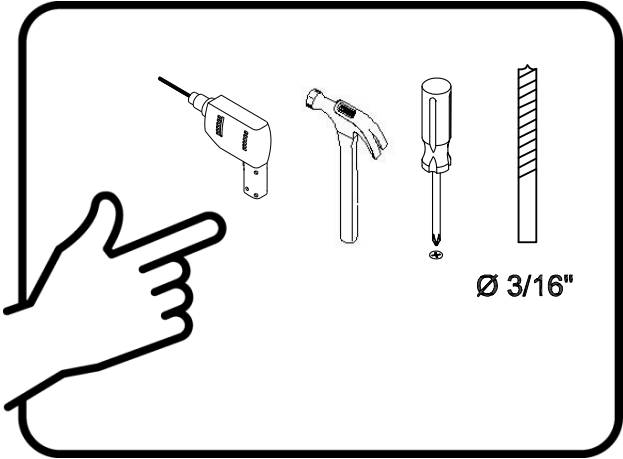
Please use this assembly instruction

Product number | Número de producto | Numéro de produit

KA1135412

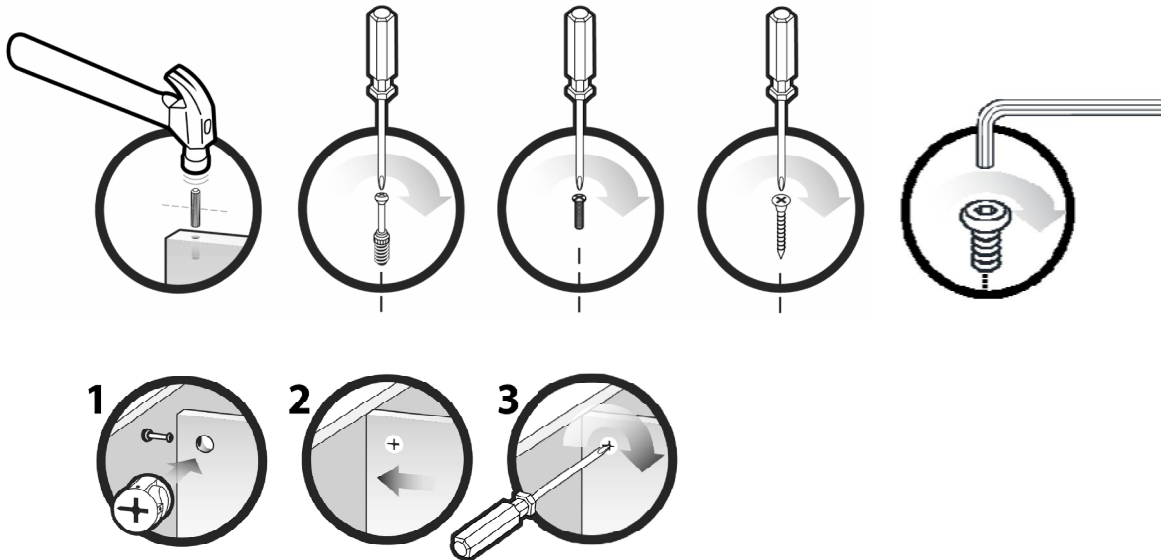
Thank you for your purchase! | ¡Gracias por tu compra! | Merci pour votre achat!

Assembly | Asamblea | Assemblage



Assembly | Asamblea | Assemblage

Techniques | Técnicas | Techniques



Care | Cuidado | Entretien



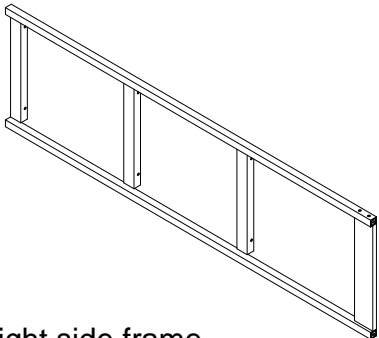
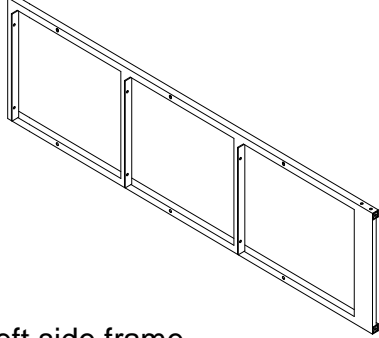
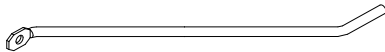
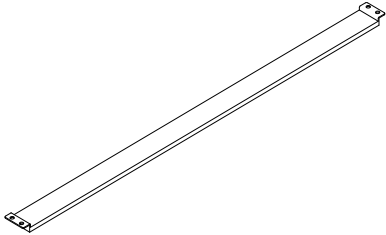
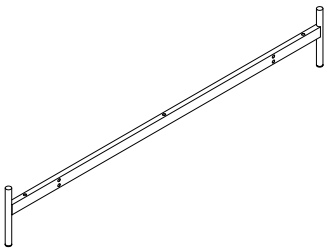
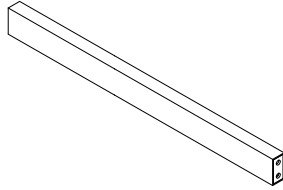
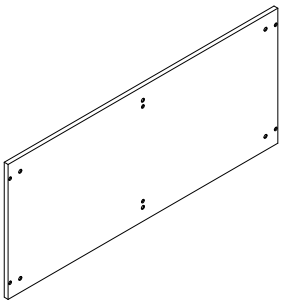
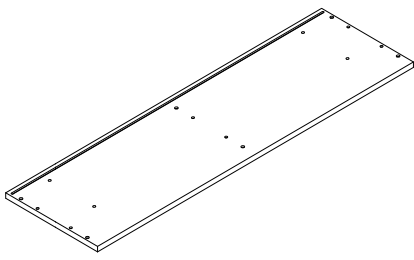
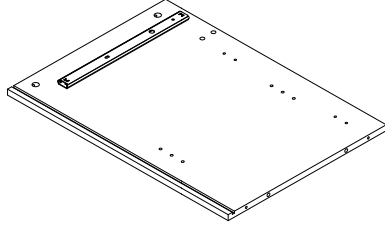
Safety | Seguridad | Sécurité



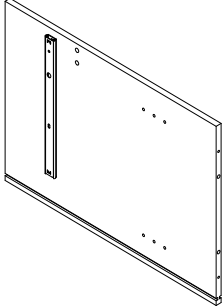
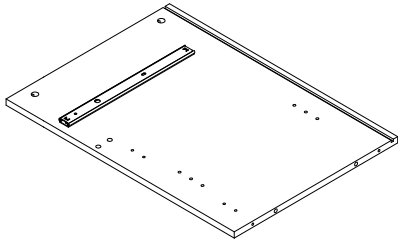
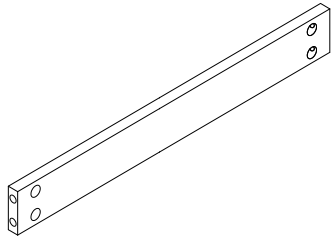
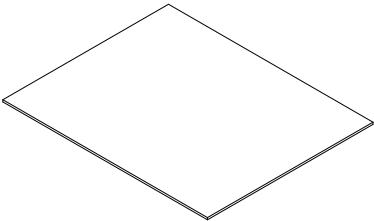
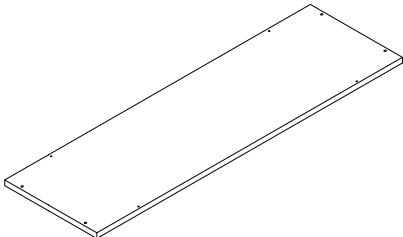


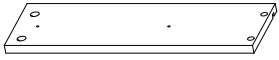

Note! | ¡Nota! | Remarque!



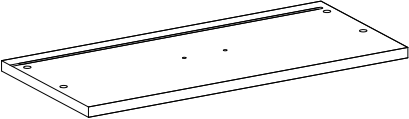
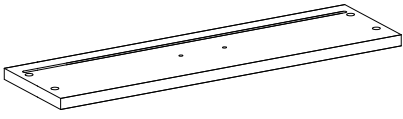

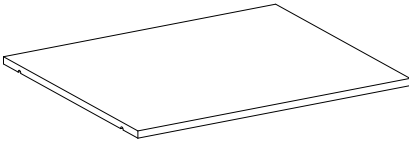
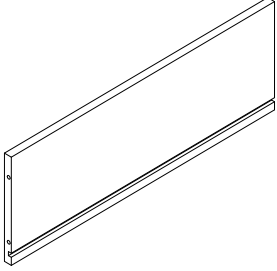
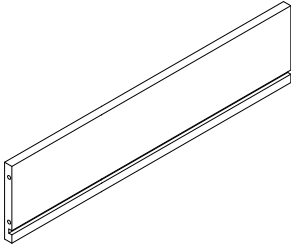
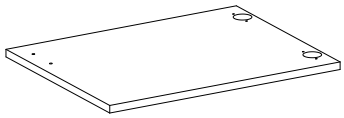
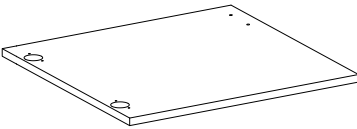
Assembly | Asamblea | Assemblage

<p>A x1</p>  <p>Right side frame Marco del lado derecho Cadre latéral droit</p>	<p>B x1</p>  <p>Left side frame Marco del lado izquierdo Cadre latéral gauche</p>	<p>C x12</p>  <p>Iron brace Abrazadera de hierro Attelle de fer</p>
<p>D x1</p>  <p>Iron back rail Riel trasero de hierro Rail arrière en fer</p>	<p>E x2</p>  <p>Leg frame Marco de la pierna Cadre de jambe</p>	<p>F x2</p>  <p>Iron rail Carril de hierro Rail de fer</p>
<p>G x1</p>  <p>Bottom panel Panel inferior Panneau du bas</p>	<p>H x1</p>  <p>Top panel Panel superior Panneau supérieur</p>	<p>I x1</p>  <p>Right side panel Panel lateral derecho Panneau latéral droit</p>

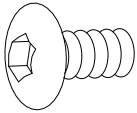
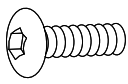
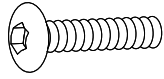
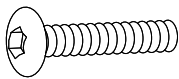

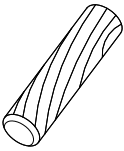
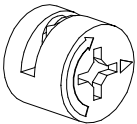

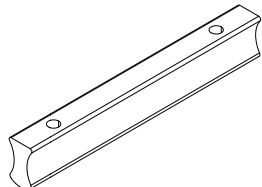
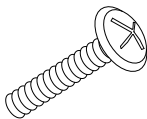
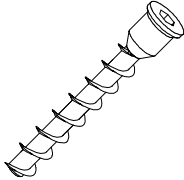
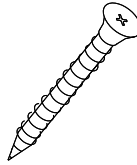
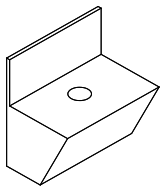
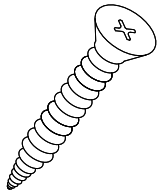
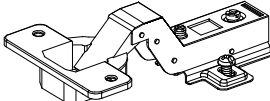
Assembly | Asamblea | Assemblage

<p>J x1</p>  <p>Vertical panel Panel vertical Panneau vertical</p>	<p>K x1</p>  <p>Left side panel Panel lateral izquierdo Panneau latéral gauche</p>	<p>L x2</p>  <p>Front wood rail Riel de madera frontal Rail avant en bois</p>
<p>M x2</p>  <p>Back panel Panel posterior Panneau arrière</p>	<p>N x3</p>  <p>Top shelf panel Panel de estante superior Panneau d'étagère supérieur</p>	<p>O x1</p>  <p>Left side panel of left drawer Panel lateral izquierdo del cajón izquierdo Panneau latéral gauche du tiroir gauche</p>
<p>P x1</p>  <p>Right side panel of left drawer Panel lateral derecho del cajón izquierdo Panneau latéral droit du tiroir gauche</p>	<p>Q x1</p>  <p>Left side panel of right drawer Panel lateral izquierdo del cajón derecho Panneau latéral gauche du tiroir droit</p>	<p>R x1</p>  <p>Right side panel of right drawer Panel lateral derecho del cajón derecho Panneau latéral droit du tiroir droit</p>

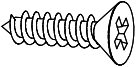
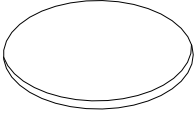
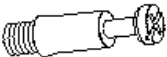
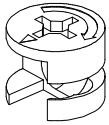
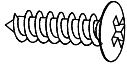



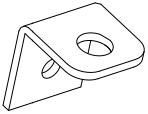
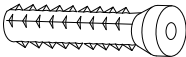
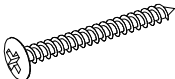
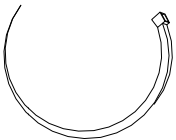
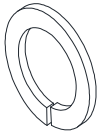
Assembly | Asamblea | Assemblage

<p>S x1</p>  <p>Left drawer front Frente del cajón izquierdo Façade de tiroir gauche</p>	<p>T x1</p>  <p>Right drawer front Frente derecho del cajón Façade de tiroir droite</p>	<p>U x2</p>  <p>Drawer bottom Fondo de cajón Fond de tiroir</p>
<p>V x2</p>  <p>Adjustable shelf Estante ajustable Tablette ajustable</p>	<p>W x1</p>  <p>Left drawer back Cajón trasero izquierdo Tiroir gauche arrière</p>	<p>X x1</p>  <p>Right back panel Cajón trasero derecho Arrière du tiroir droit</p>
<p>Y x1</p>  <p>Left door Puerta izquierda Porte gauche</p>	<p>Z x1</p>  <p>Right door Puerta derecha Porte droite</p>	

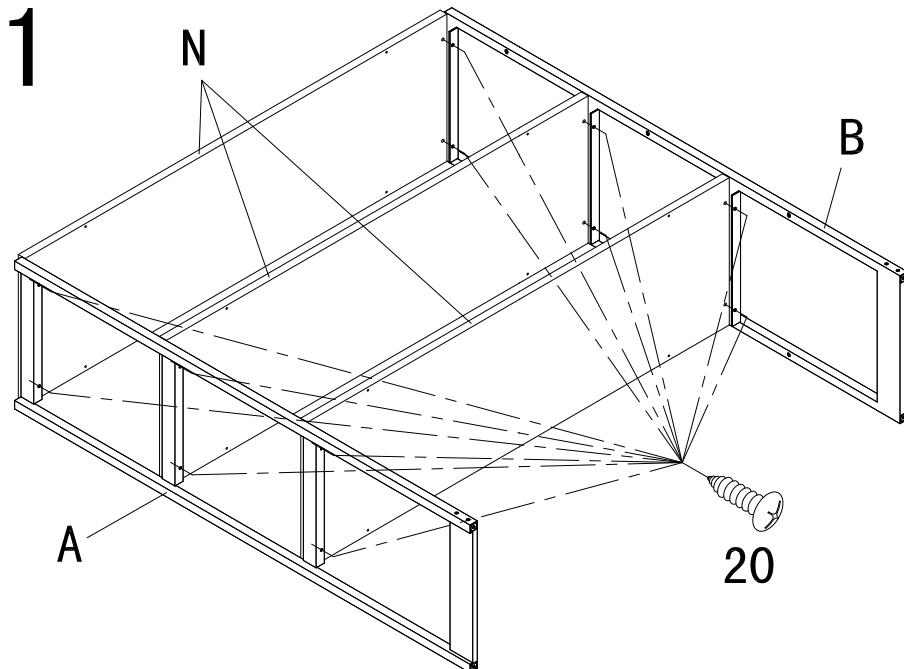
Assembly | Asamblea | Assemblage


<p>1 x4</p>  <p>Bolt Tornillo Boulon 1/4" x1/2"L</p>	<p>2 x4</p>  <p>Bolt Tornillo Boulon 1/4"x1"L</p>	<p>3 x8</p>  <p>Bolt Tornillo Boulon 1/4"x1-1/4"L</p>
<p>4 x6</p>  <p>Bolt Tornillo Boulon 1/4"x1-1/2"L</p>	<p>5 x1</p>  <p>Allen wrench Llave Allen Clé Allen</p>	<p>6 x12</p>  <p>Wood dowel Taco de madera Cheville en bois 8x30mmL</p>
<p>7 x14</p>  <p>Cam lock Bloqueo de leva Serrure à came</p>	<p>8 x14</p>  <p>Cam bolt Perno de leva Boulon à came</p>	<p>9 x4</p>  <p>Handle Mango Poignée</p>
<p>10 x8</p>  <p>Small bolt Perno pequeño Petit boulon 5/32"x 3/4"L</p>	<p>11 x6</p>  <p>Screw Tornillo Vis 1/4"x1-5/8"L</p>	<p>12 x8</p>  <p>Screw Tornillo Vis 4mm"x1-3/8"L</p>
<p>13 x12</p>  <p>Brace Abrazadera Entretoise</p>	<p>14 x12</p>  <p>Screw Tornillo Vis 3mmx3/4" L</p>	<p>15 x4</p>  <p>Hinge Bisagra Charnière</p>

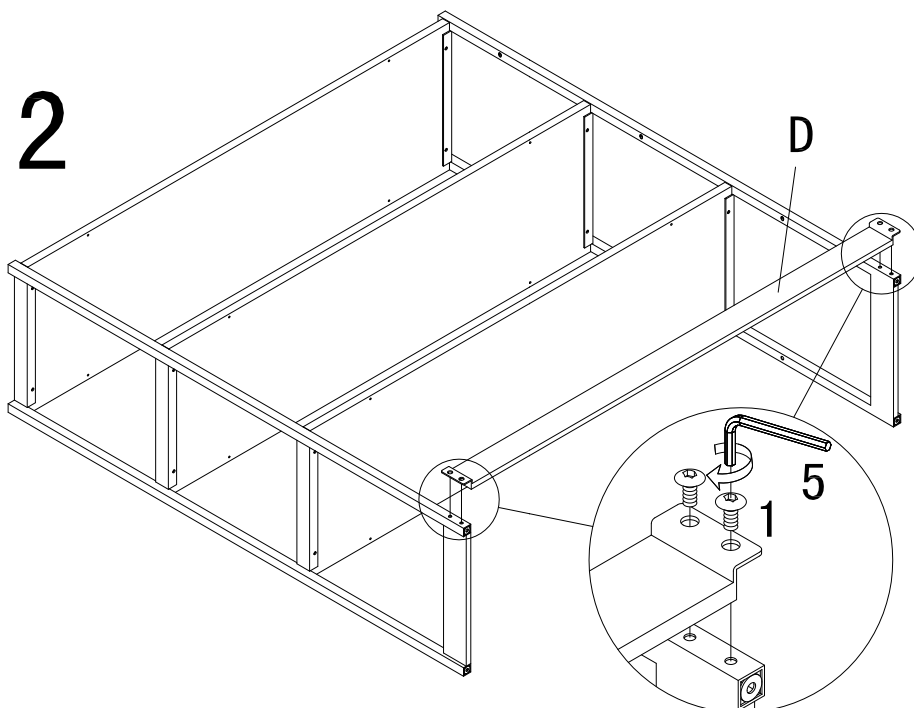
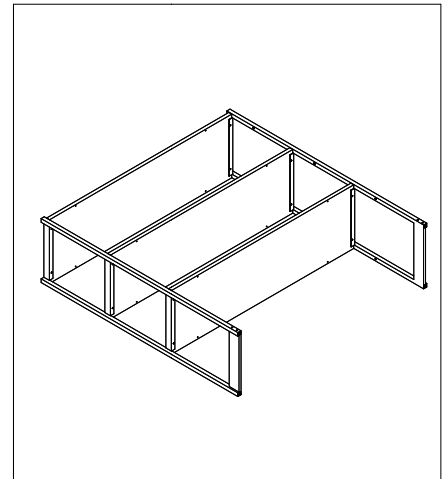
Assembly | Asamblea | Assemblage



<p>16 x10</p>  <p>Screw Tornillo Vis 4mmx1/2"L</p>	<p>17 x8</p>  <p>Cover Tapa Couverture</p>	<p>18 x8</p>  <p>Small cam bolt Perno de leva pequeño Petit boulon à came</p>
<p>19 x8</p>  <p>Small cam lock Cerradura de leva pequeña Petite serrure à came</p>	<p>20 x24</p>  <p>Screw Tornillo Vis 4mmx5/8"L</p>	<p>21 x8</p>  <p>Shelf pin Pasador de estante Goupille d'étagère</p>
<p>22 x8</p>  <p>Screw Tornillo Vis 3mmx1/2"L</p>	<p>23 x4</p>  <p>Flat washer Arandela plana Rondelle plate</p>	<p>24 x4</p>  <p>Bracket Soporte Support</p>
<p>25 x2</p>  <p>Anchor Ancla Ancre</p>	<p>26 x2</p>  <p>Screw Tornillo Vis 4mm"x1-3/8"L</p>	<p>27 x4</p>  <p>Tie Lazo L'attache</p>
<p>28 x4</p>  <p>Spring washer Arandela de resorte Rondelle élastique</p>		

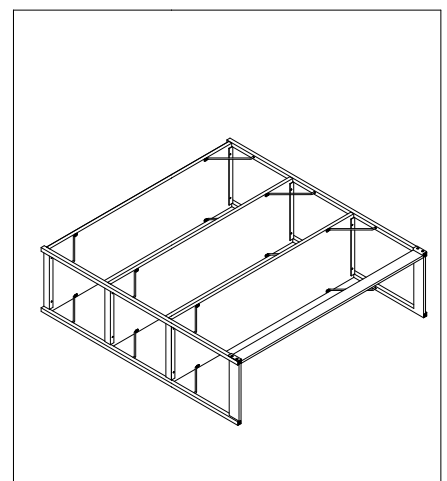
Assembly | Asamblea | Assemblage



20		x 12
----	---	------



1		x 4
5		x 1



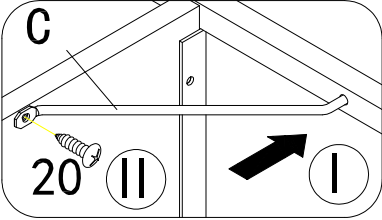
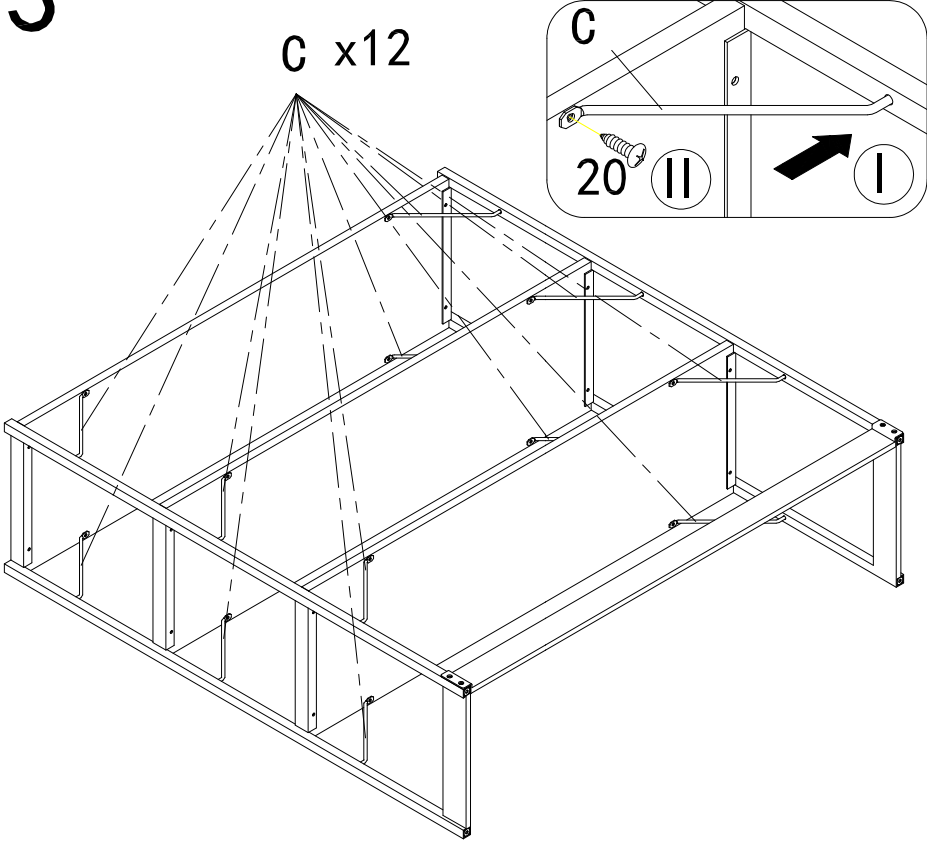
Do not fully tighten screws until all screws are in position.


No apriete completamente los tornillos hasta que estén en su posición.

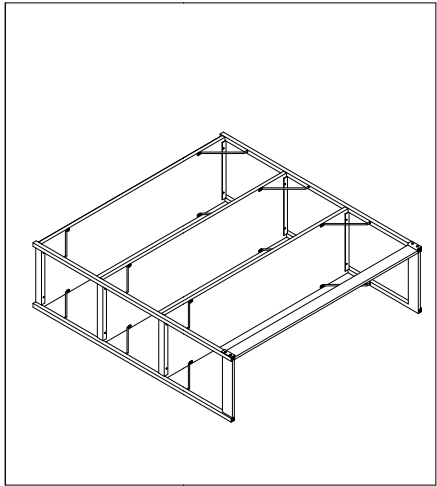
Ne serrez pas complètement les vis tant que toutes les vis ne sont pas en place.

Assembly | Asambla | Assemblage

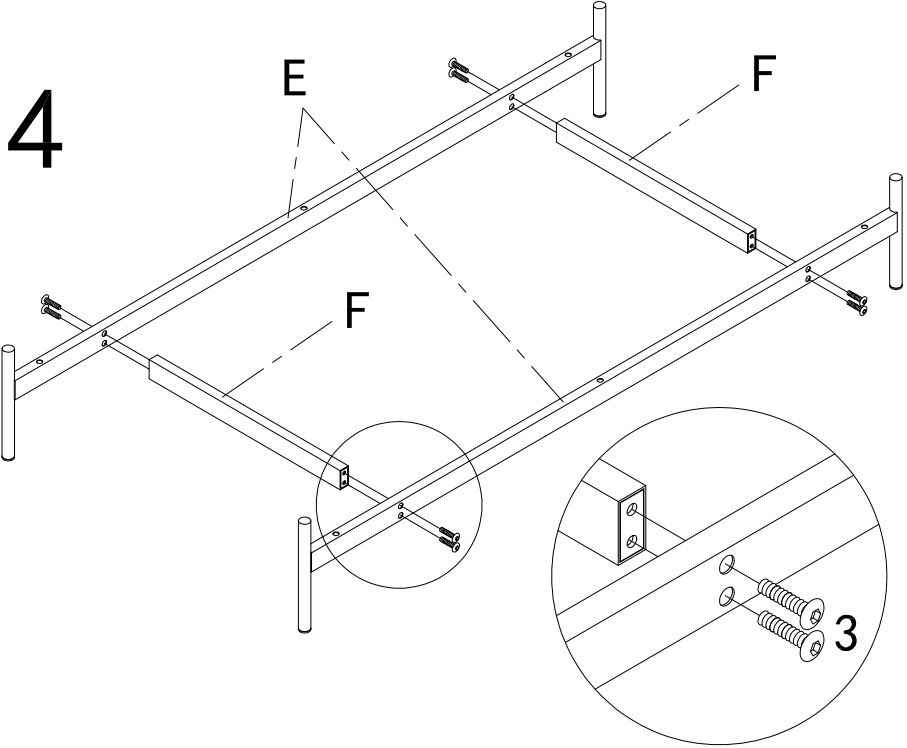
3




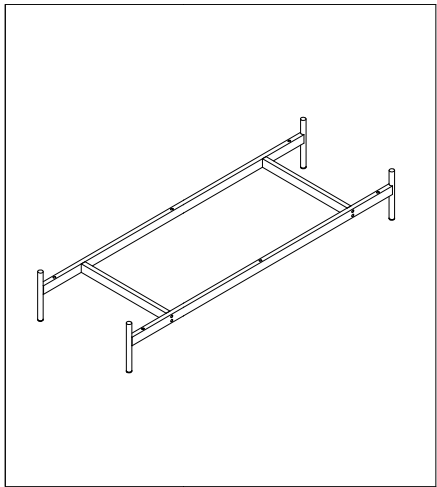
20		x 12
----	---	------



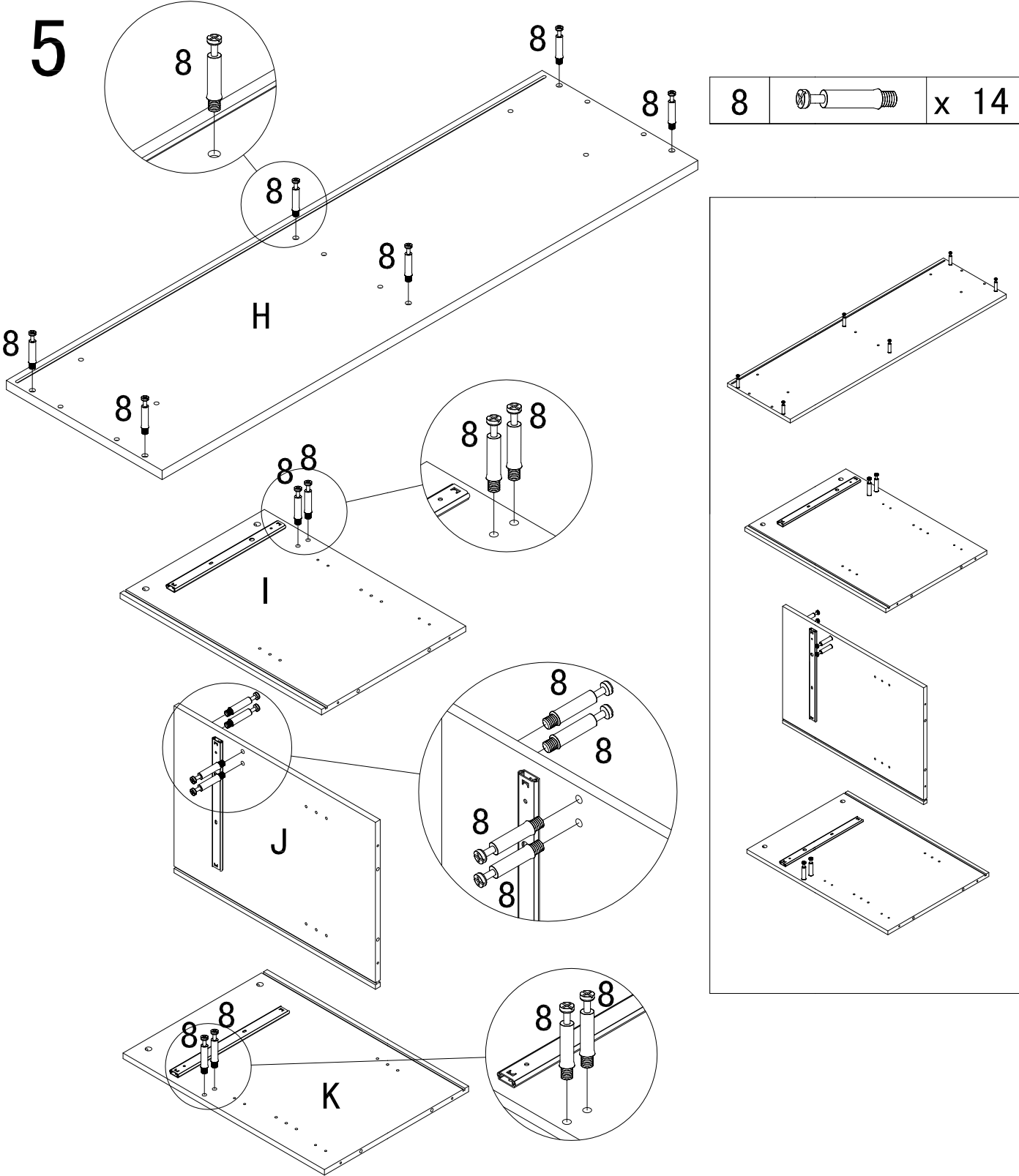
4



3		x 8
---	---	-----

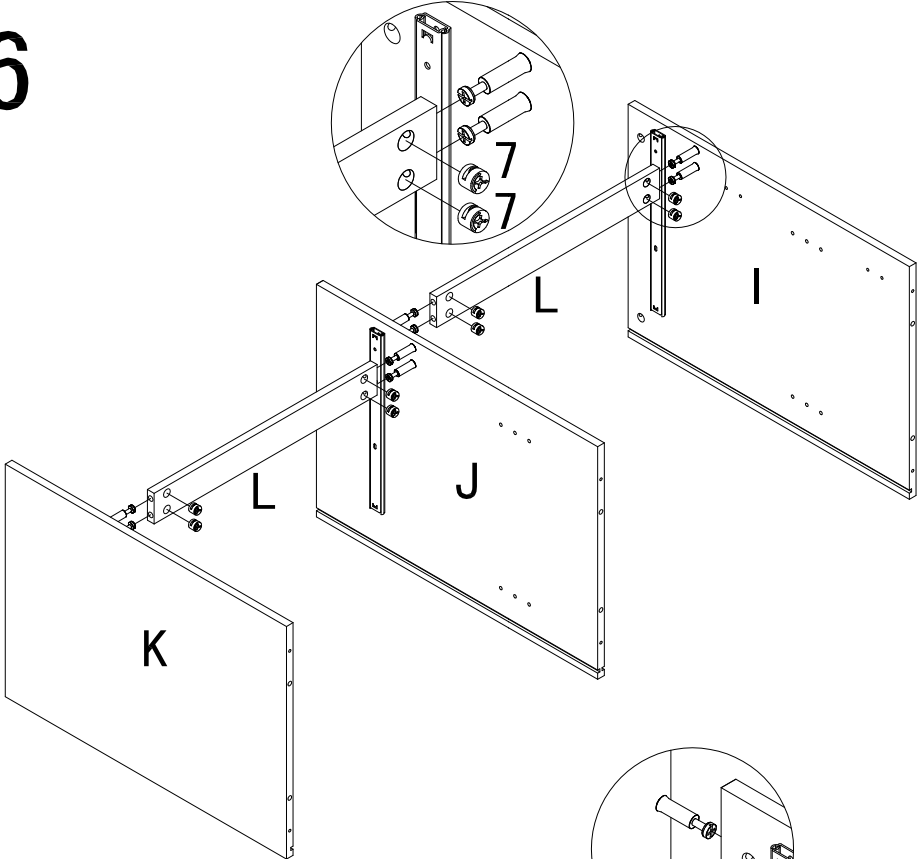



Assembly | Asambla | Assemblage

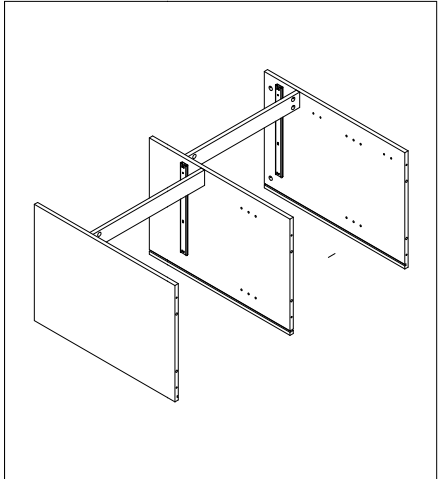


Assembly | Asambla | Assemblage

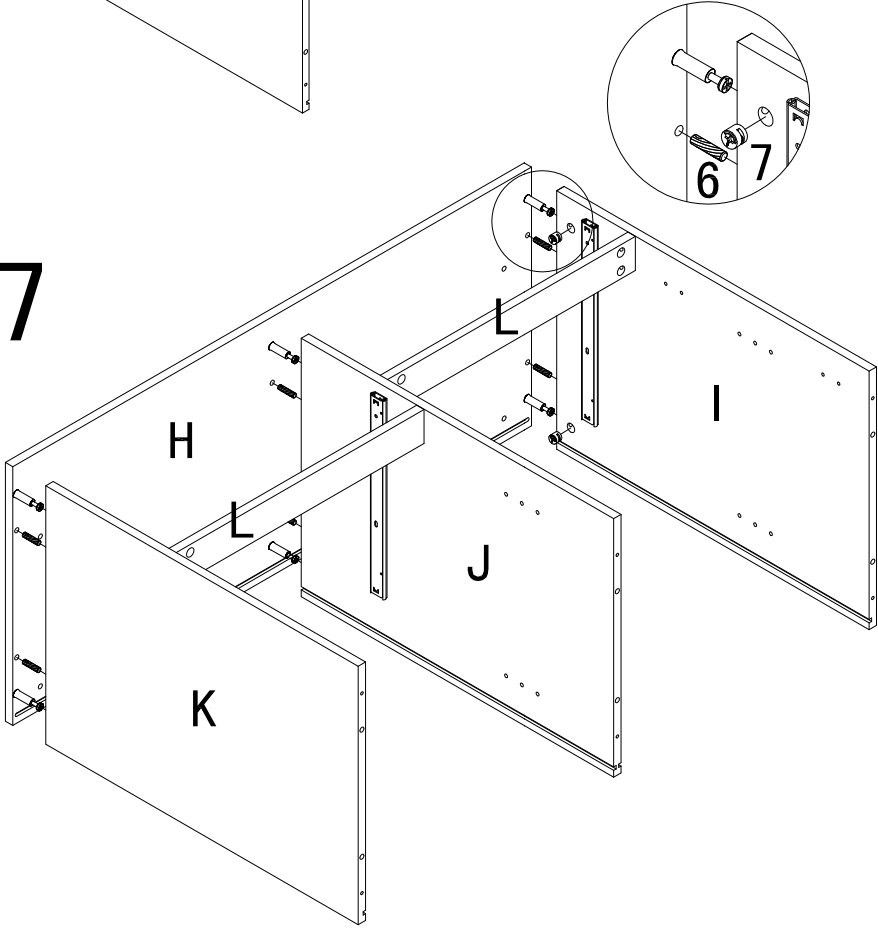
6





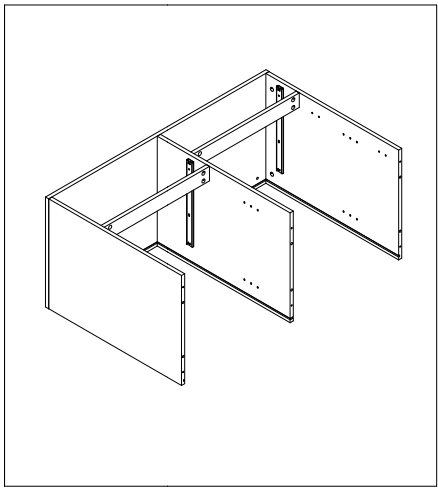
7		x 8
---	---	-----



7

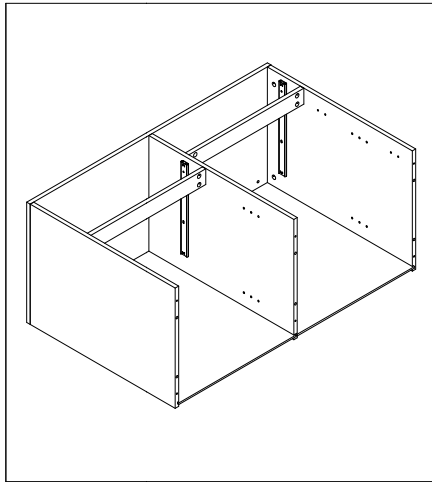
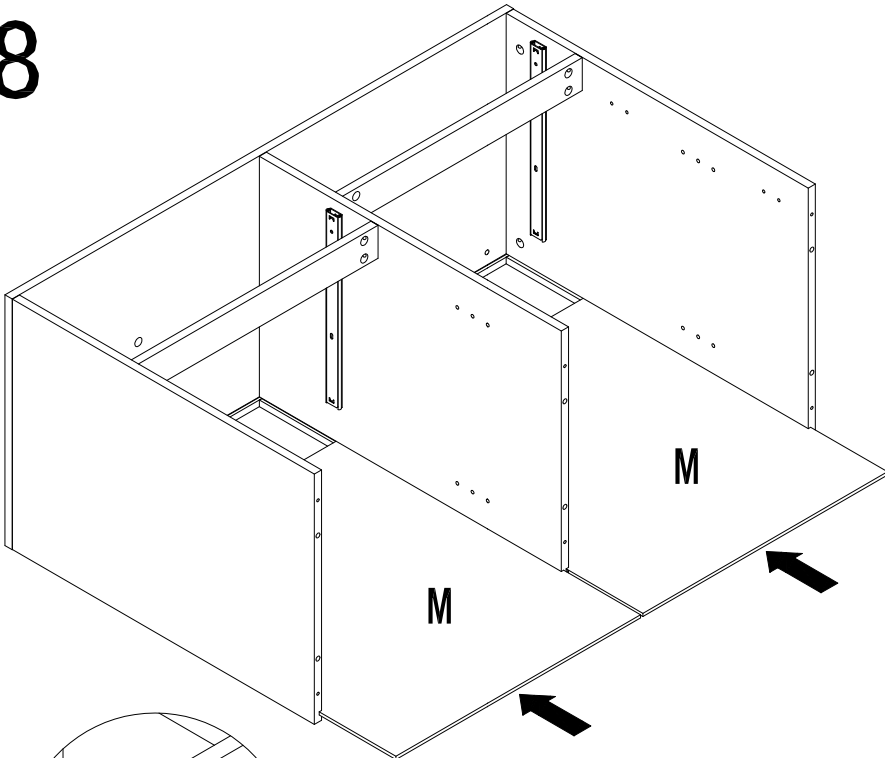


6		6
7		6

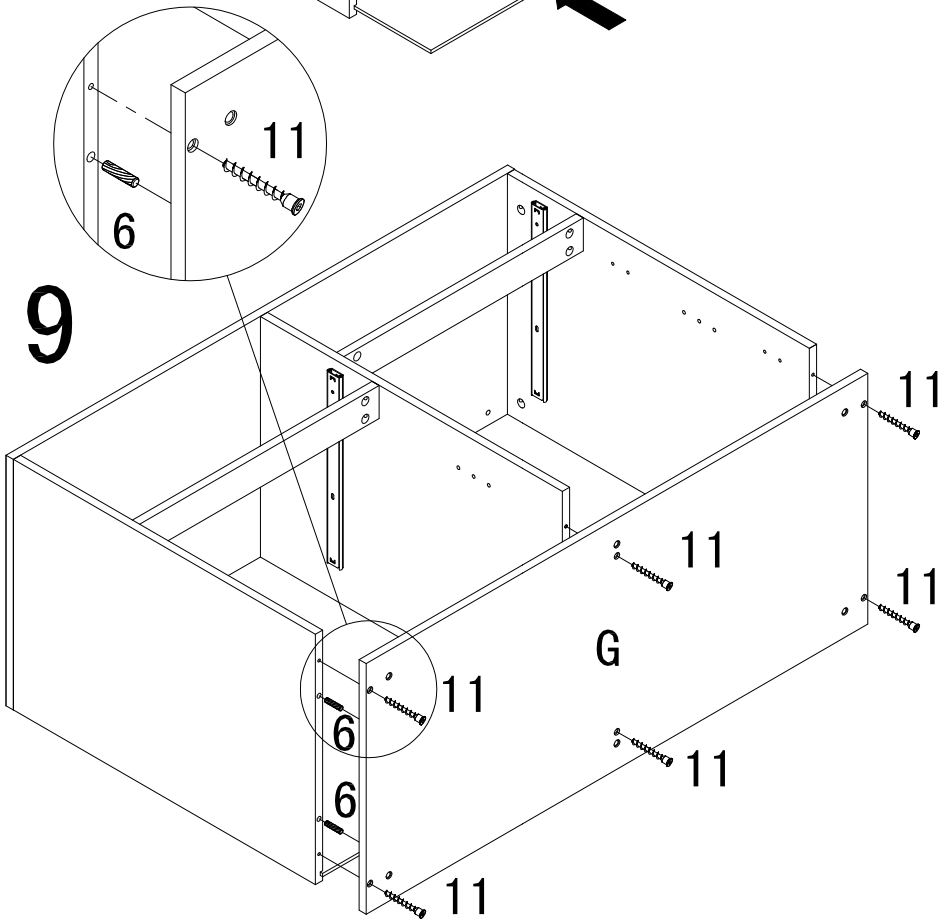



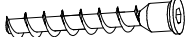
Assembly | Asambla | Assemblage

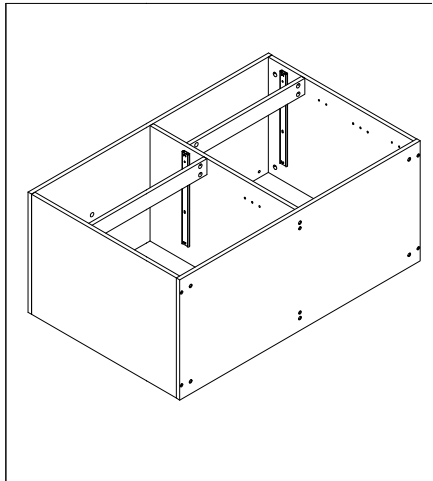
8



9

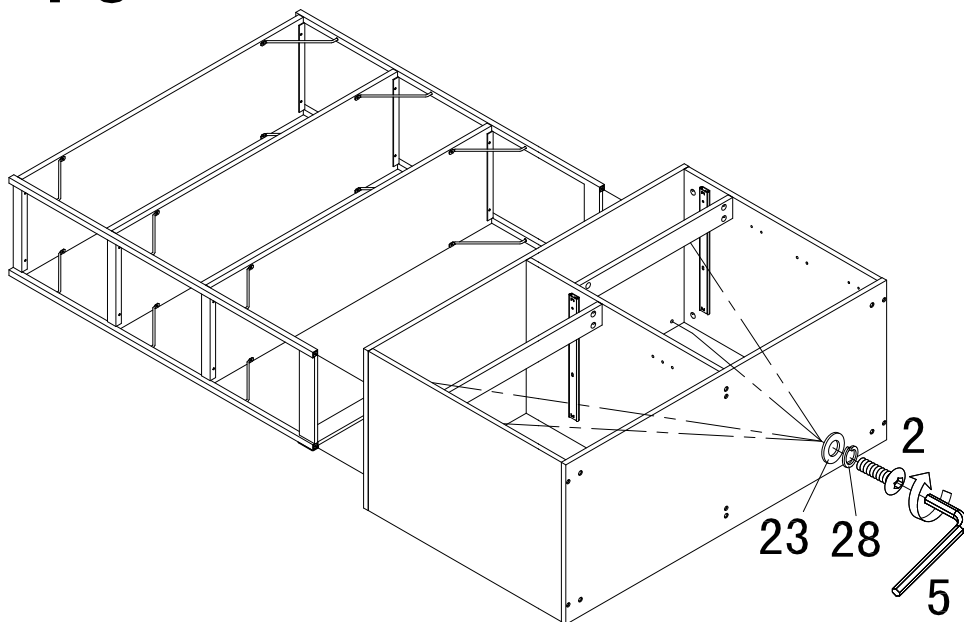






6		6
11		6

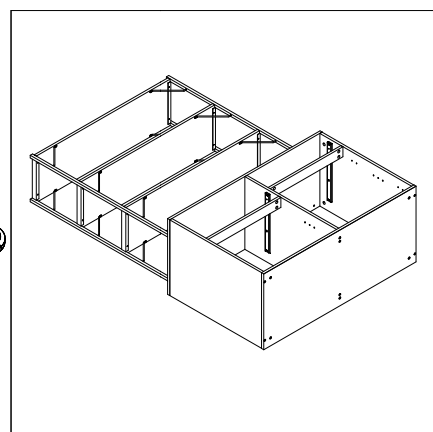


Assembly | Asambla | Assemblage

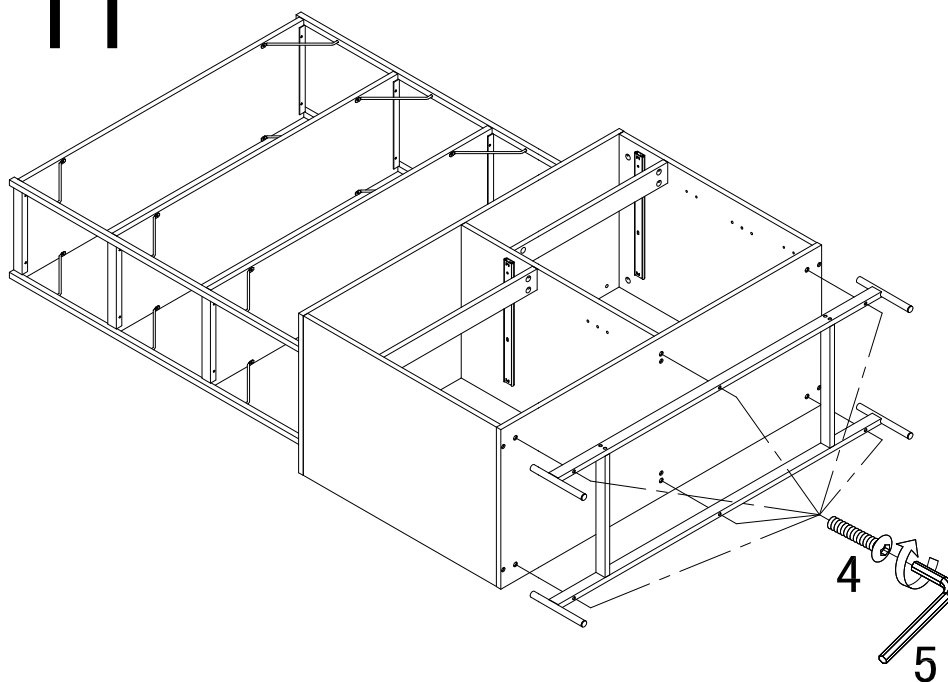
10

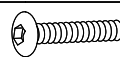



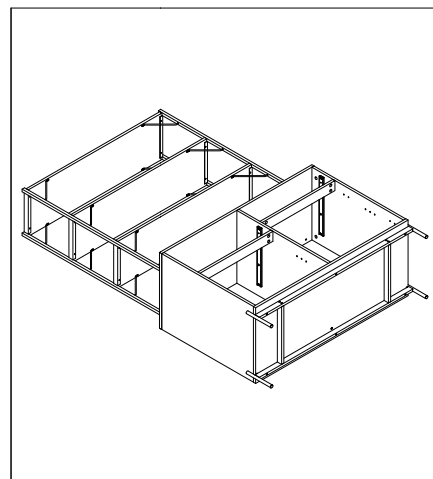
2		x 4
5		x 1
23		x 4
28		x 4



11

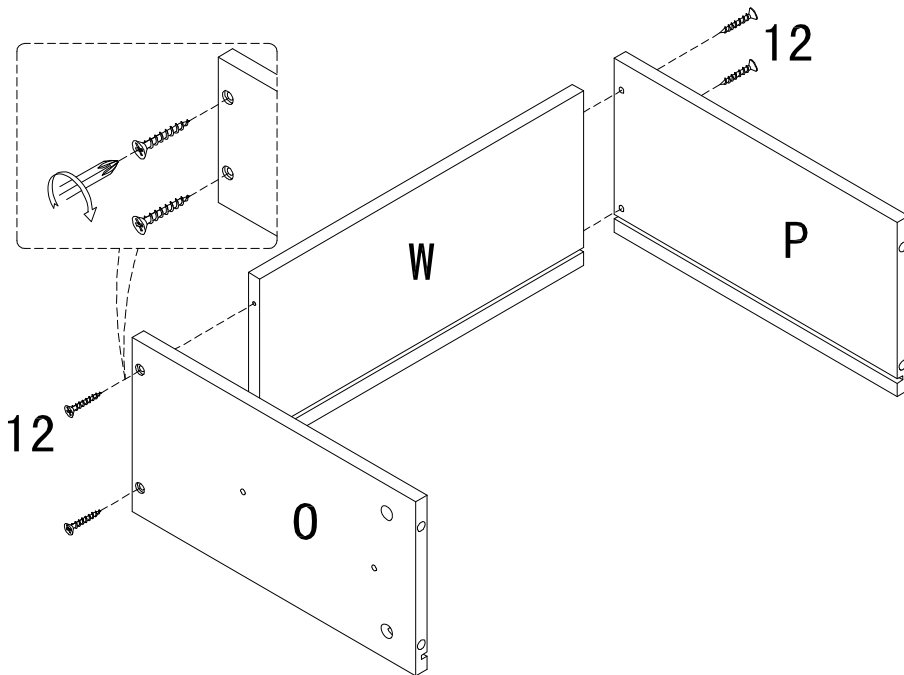


4		x 6
5		x 1

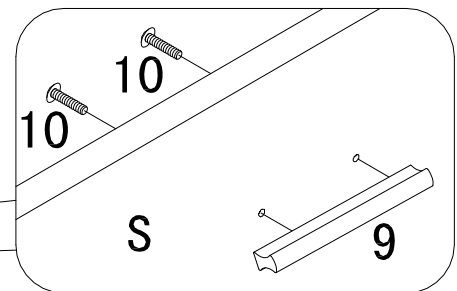
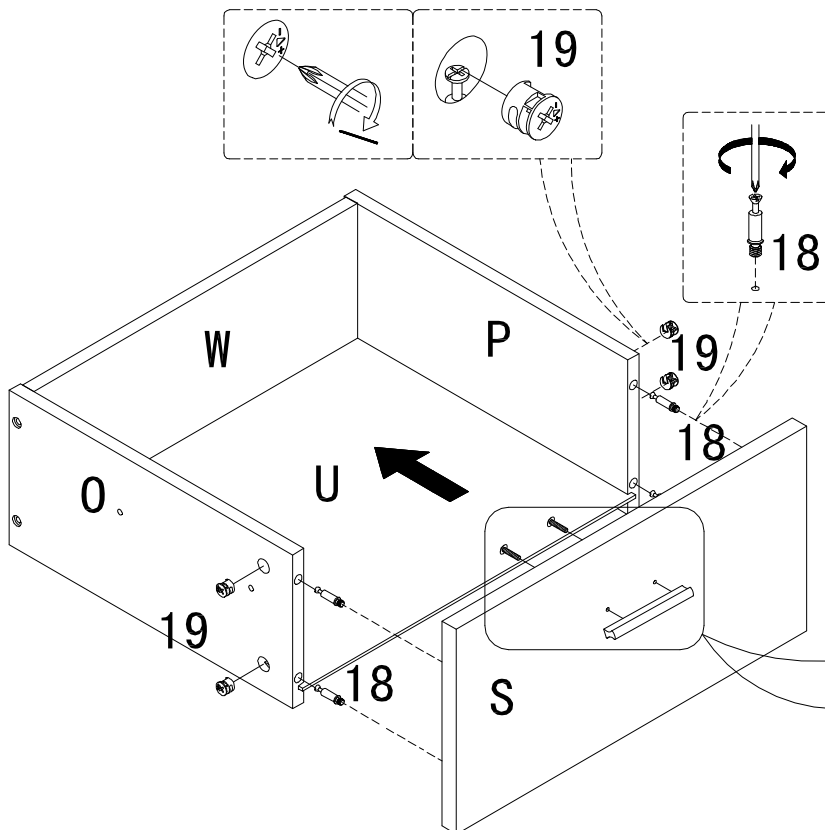
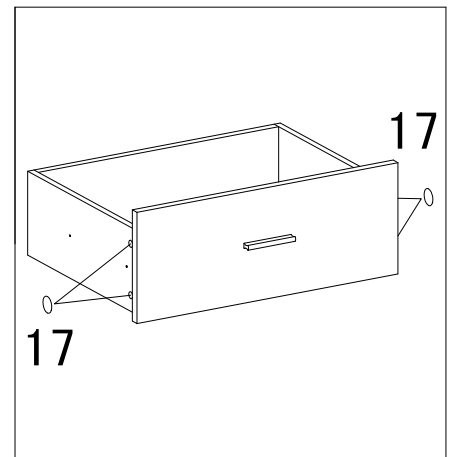


Assembly | Asambla | Assemblage

12

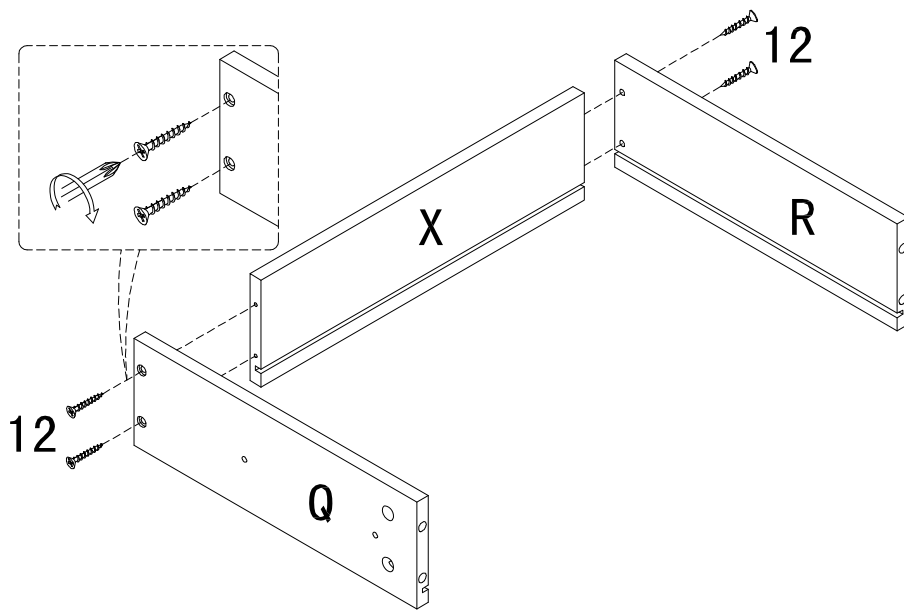


9		x 1
10		x 2
12		x 4
17		x 4
18		x 4
19		x 4

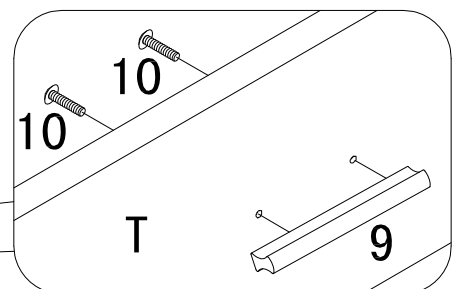
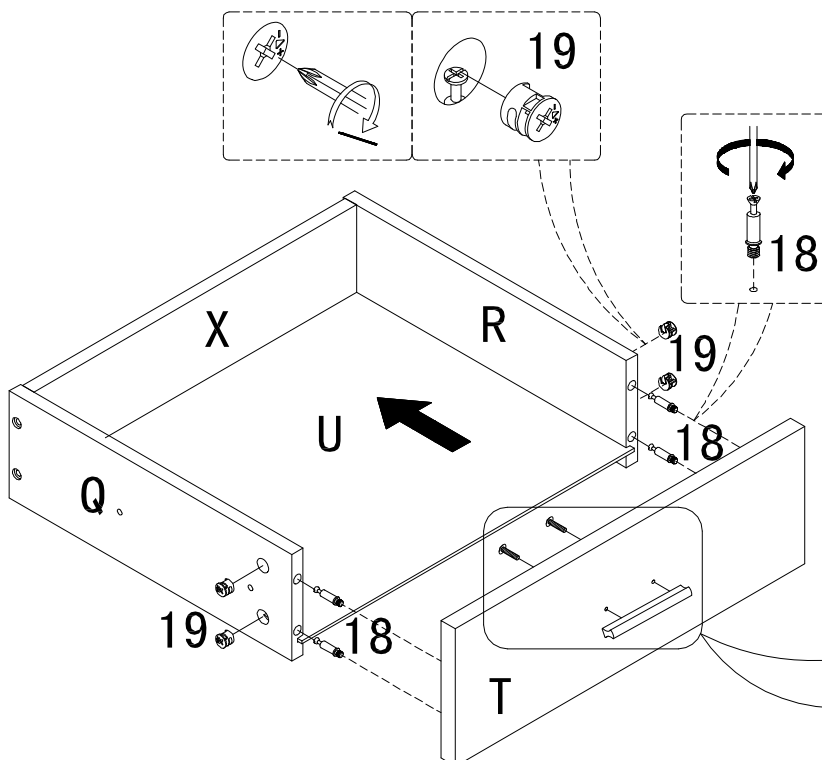
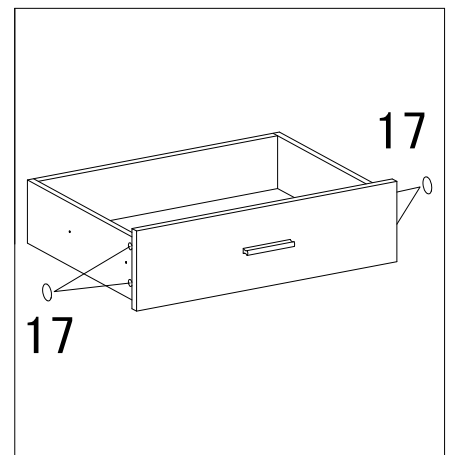


Assembly | Asambla | Assemblage

13

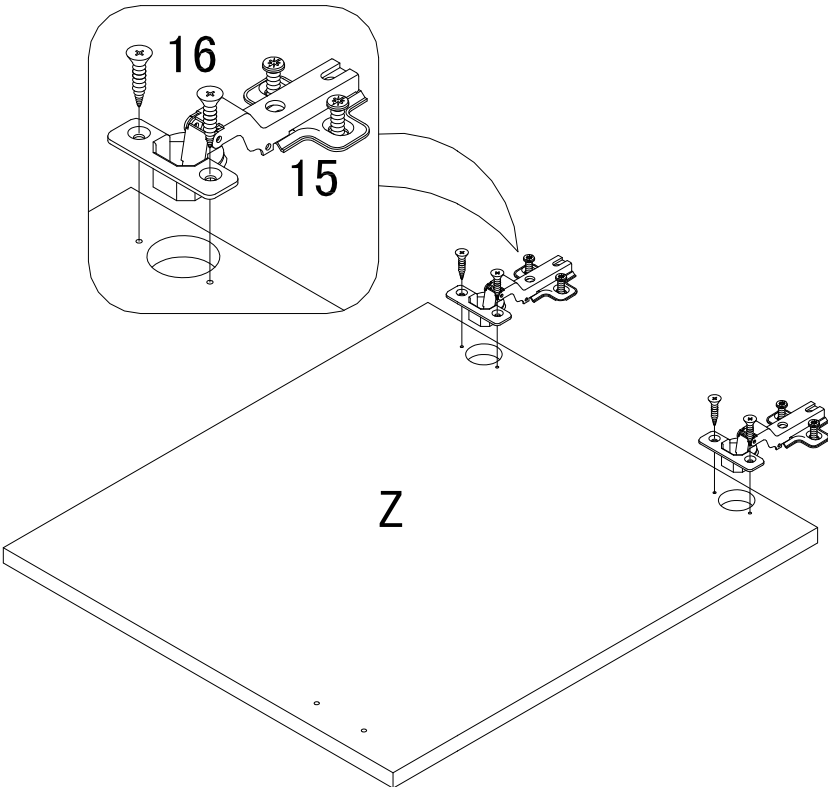
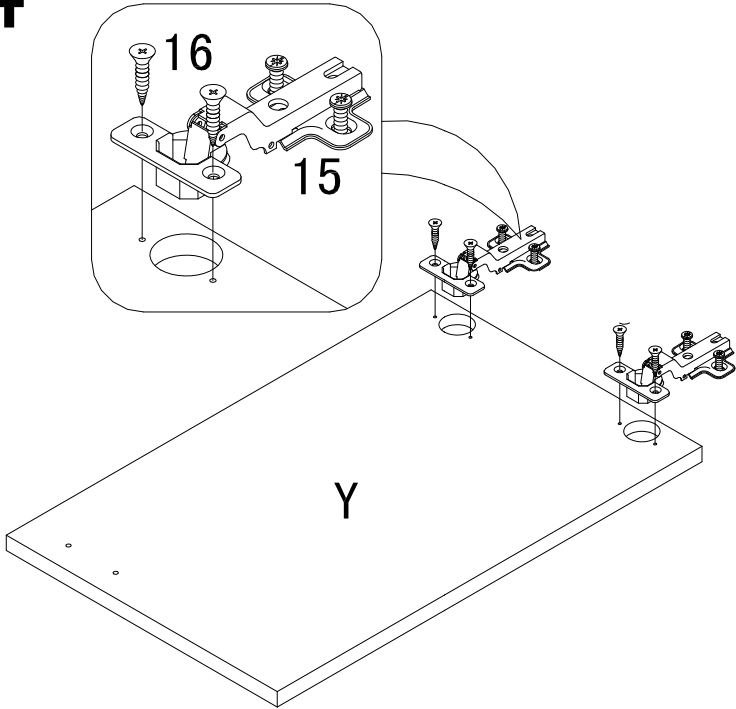




9		x 1
10		x 2
12		x 4
17		x 4
18		x 4
19		x 4

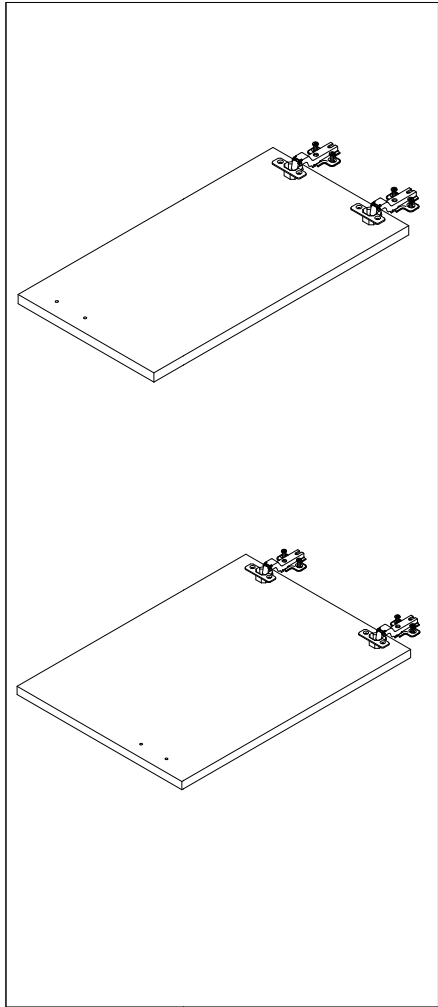


Assembly | Asambllea | Assemblage

14

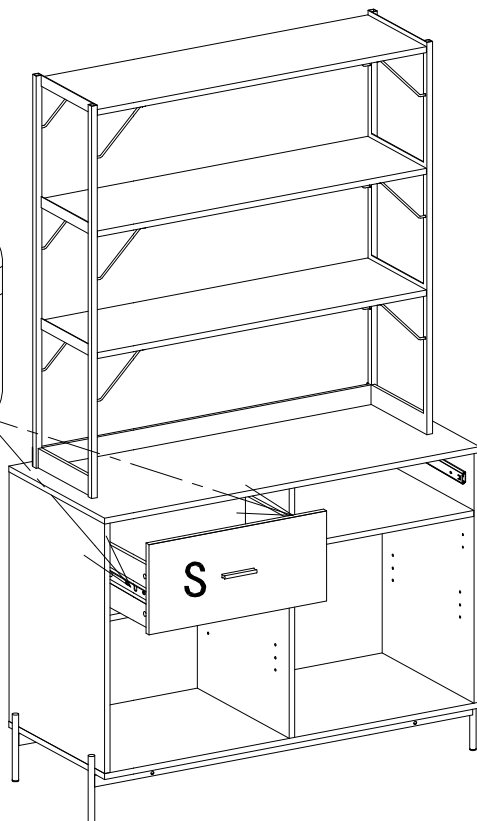
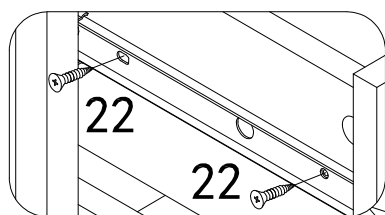



16		x 8
15		x 4

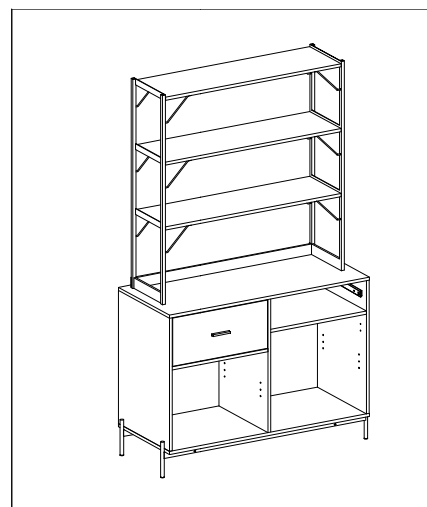


Assembly | Asambla | Assemblage

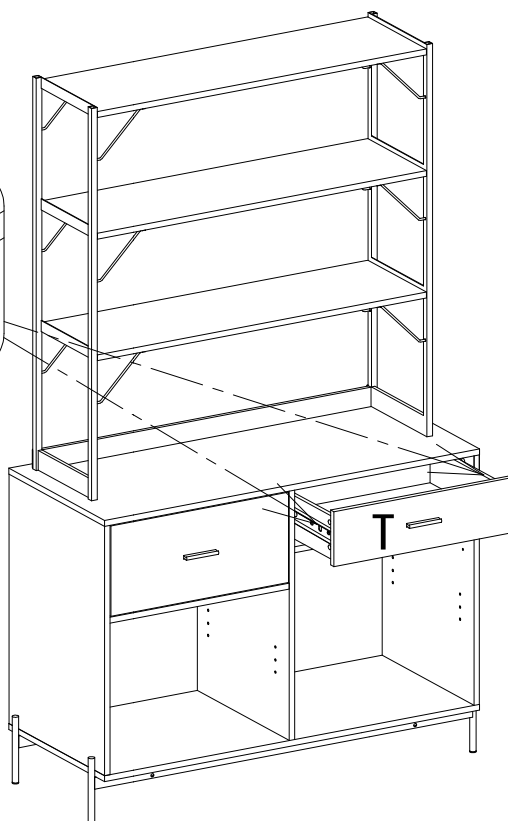
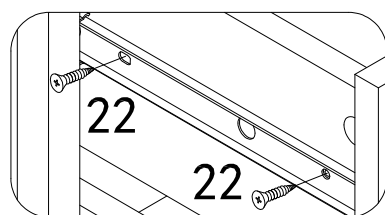
15




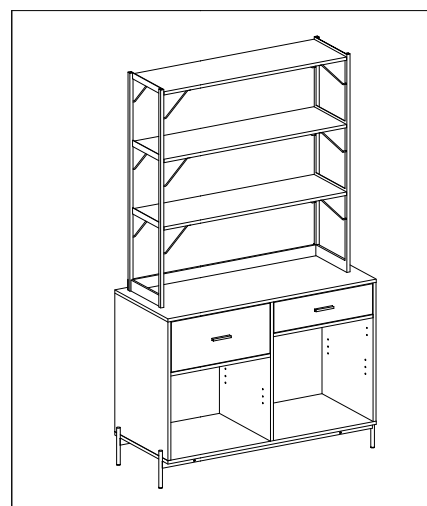
22		x 4
----	---	-----



16

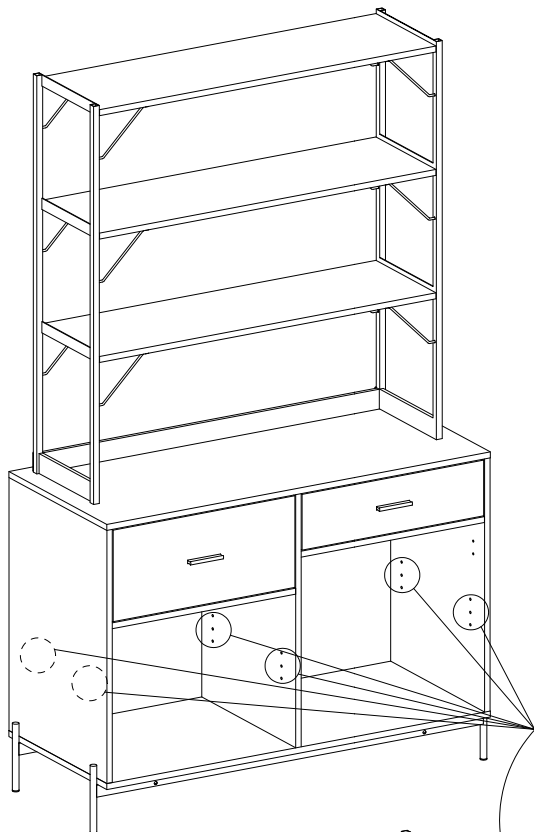


22		x 4
----	---	-----



Assembly | Asamblea | Assemblage

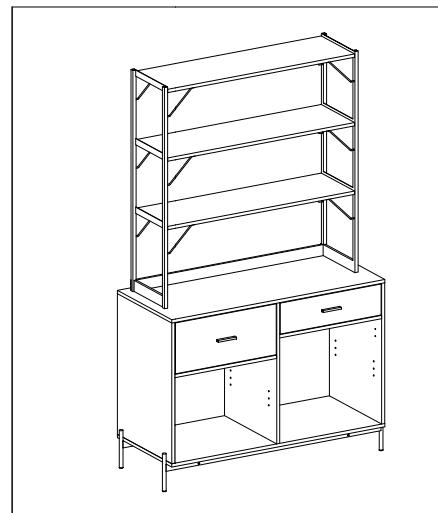
17



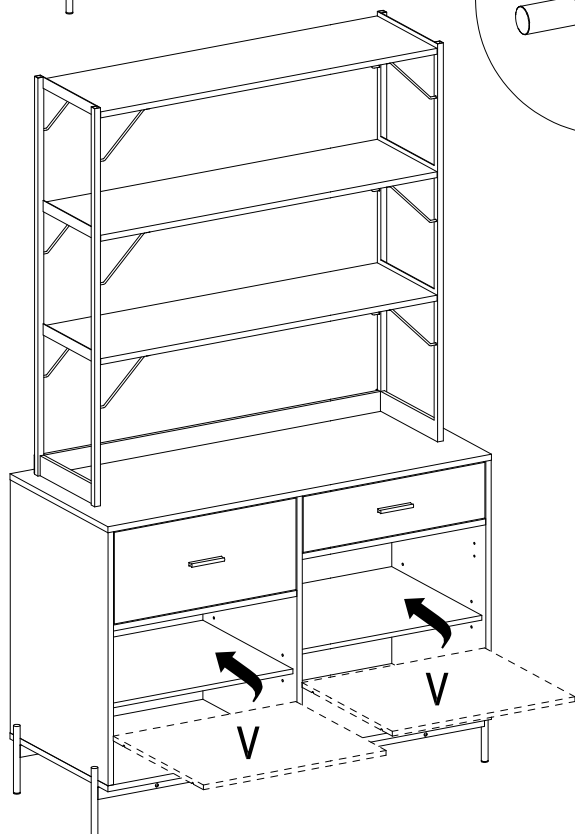
21



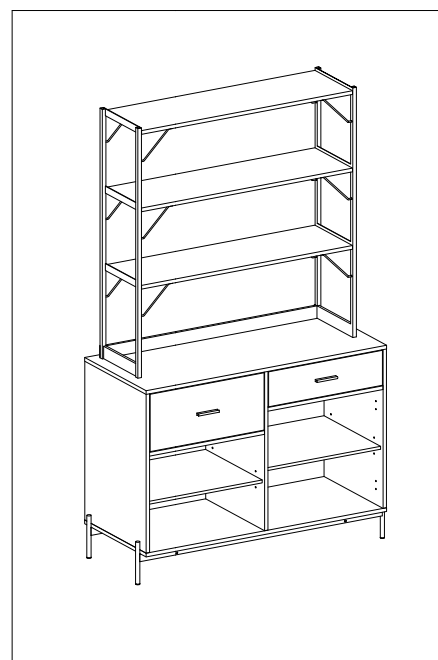
x 8



18

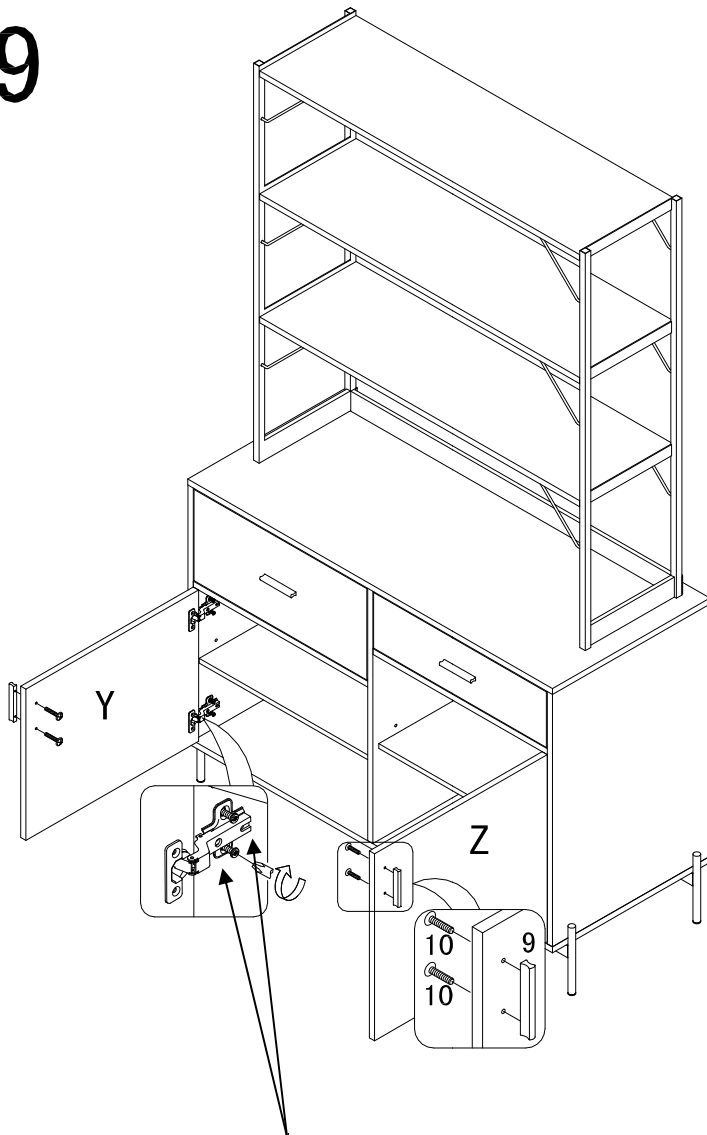



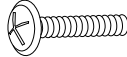
21

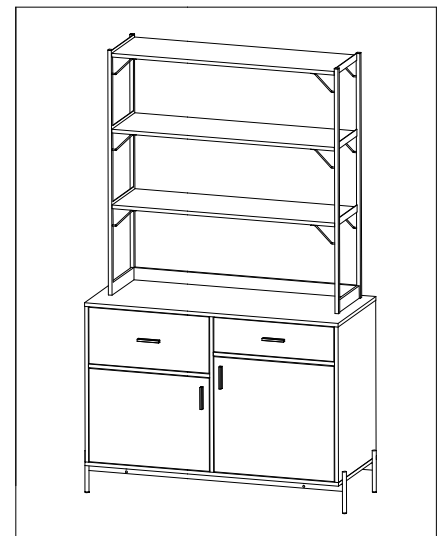


Assembly | Asambla | Assemblage

19



9		x 2
10		x 4



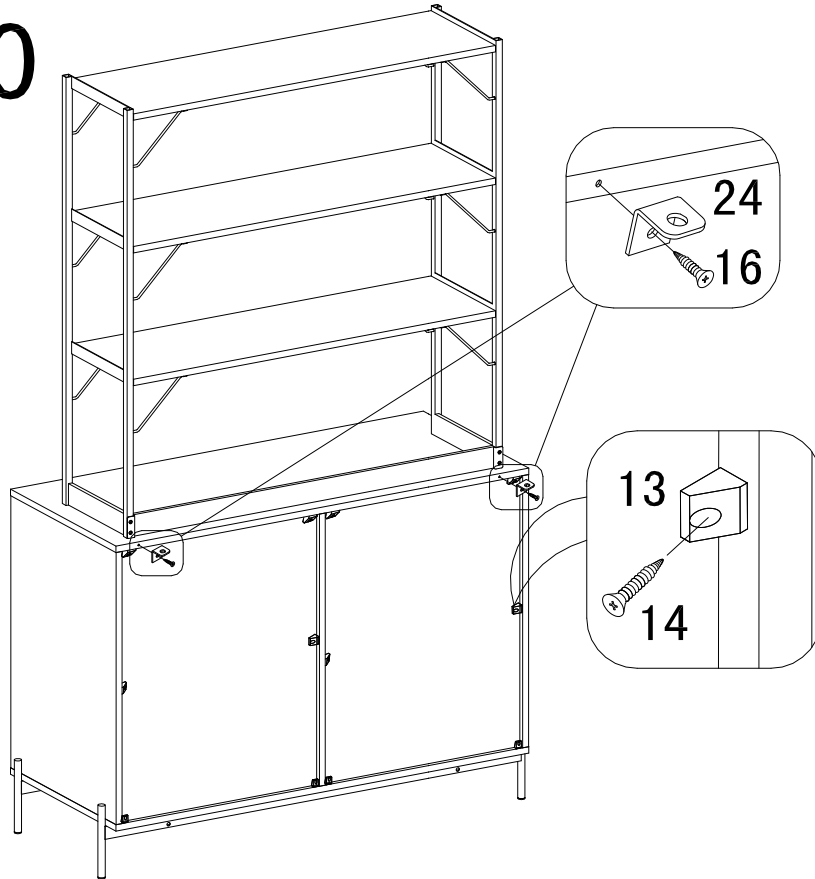
To achieve uniform clearance around the door, you may need to adjust the door by tightening or loosening the two screws on the hinge itself.

Para lograr un espacio uniforme alrededor de la puerta, es posible que deba ajustar la puerta apretando o aflojando los dos tornillos de la bisagra.

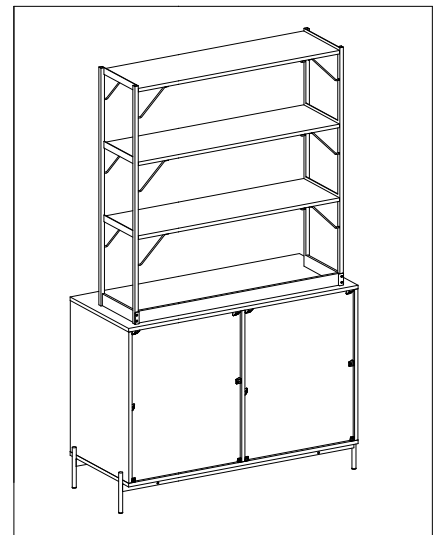
Pour obtenir un jeu uniforme autour de la porte, vous devrez peut-être ajuster la porte en serrant ou en desserrant les deux vis de la charnière.

Assembly | Asambla | Assemblage

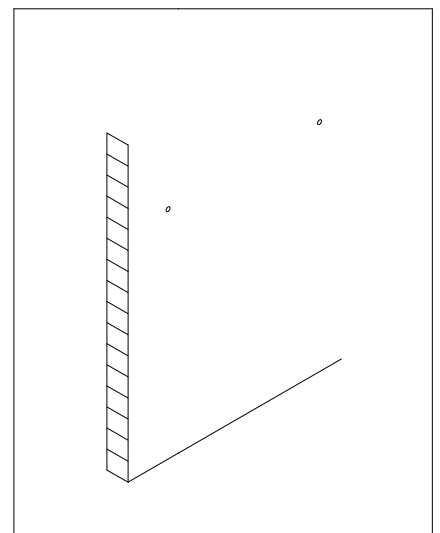
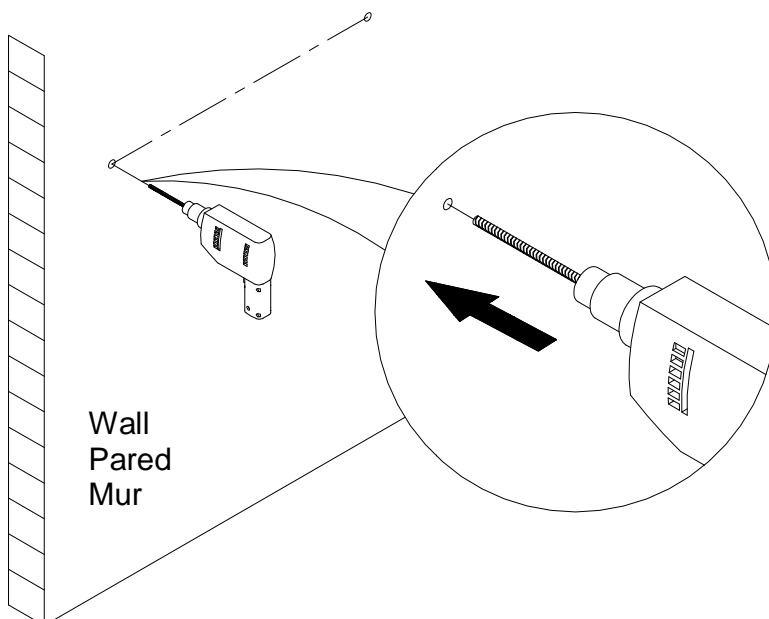
20



13		x 12
14		x 12
16		x 2
24		x 2

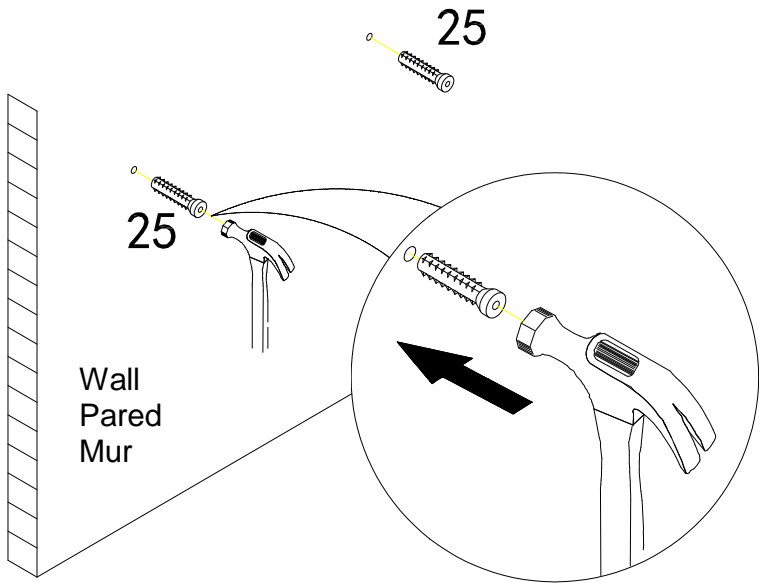


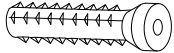
21

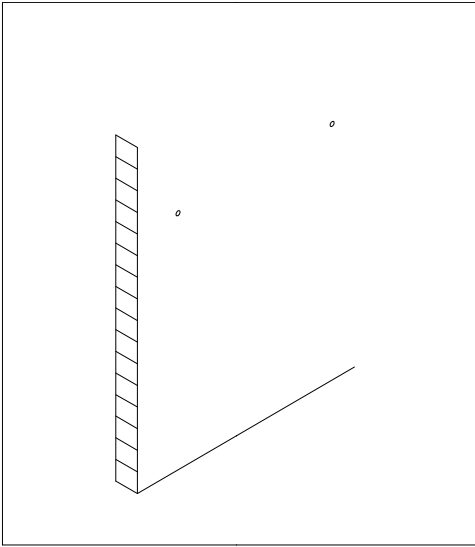


Assembly | Asambla | Assemblage

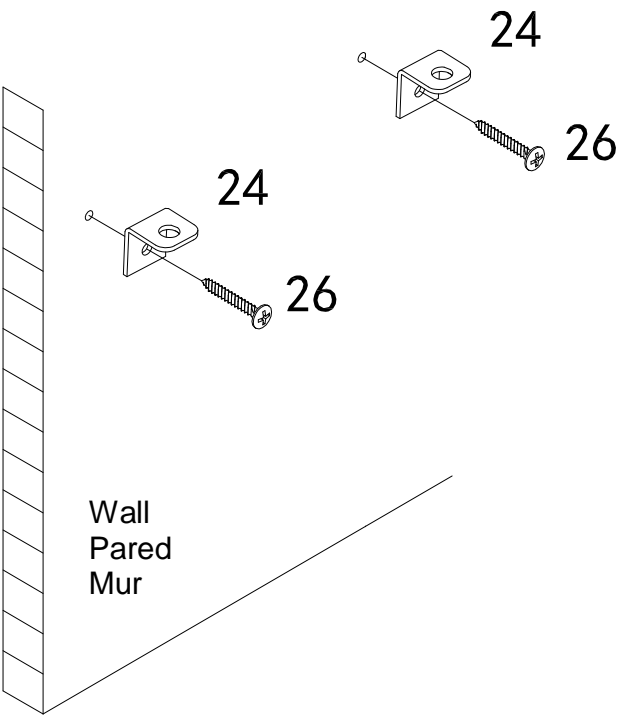
22





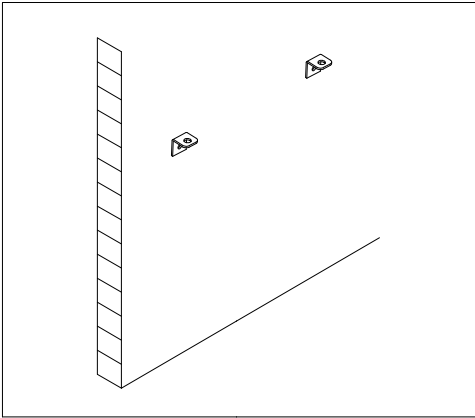
25		x2
----	---	----



23

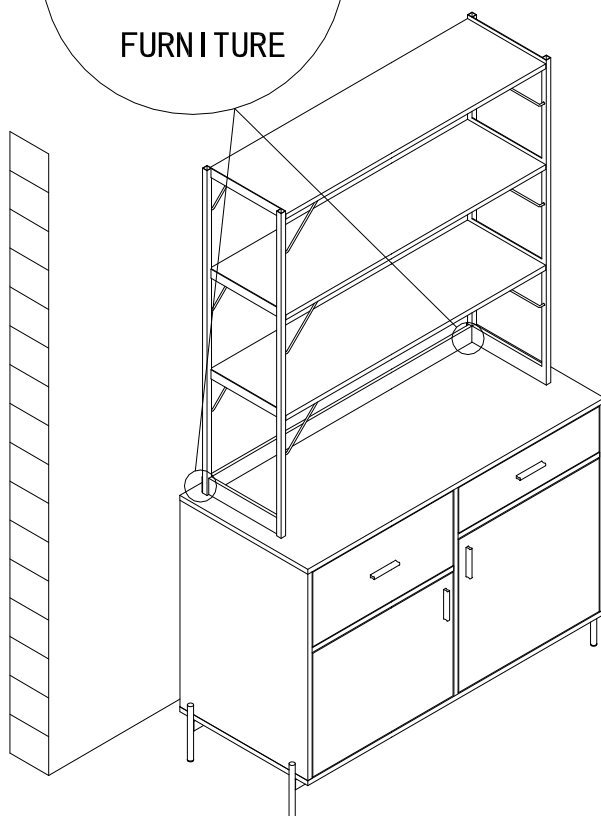
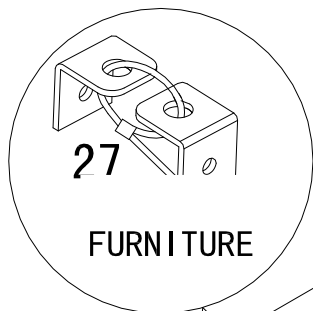


24		x2
26		x2

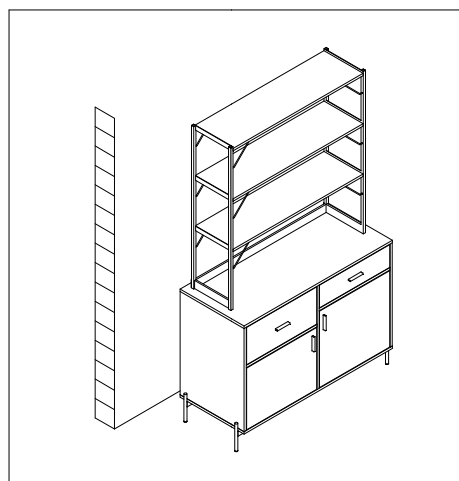


Assembly | Asambla | Assemblage

24



27		x 2
----	--	-----



Assembly | Asamblea | Assemblage

May We Help You? 800.633.5096

Please have this information ready when you call:

- Item Number
- PO #
- Purchaser Name
- Place of Purchase
- Purchase Date
- Date Product Arrived

Immediately examine this product carefully. Any request for missing or damaged part replacement must be received within 90 days of your receipt of the product. Requests for replacement parts, if available, will be honored within this time frame. Parts will not be available for items arriving fully assembled. We do not recommend modifying products and we are not responsible for any damages due to product modifications. If damages or missing parts are not reported within 90 days of receiving the product, we are under no obligation to provide parts or replacement merchandise. For product issues, please contact customer service at 800-633-5096 (toll-free) Mon-Fri 8:30am – 5pm CST. Please ask for a customer service representative for issues involving damages or replacement parts. Please ask for a technical assistance representative for any issues related to product assembly/ construction. Regarding product returns, please contact the retailer from whom you purchased the product.

Please note, for items purchased in a retail store, you will need to contact the retailer for all part needs.

Products purchased at garage sales or discount stores are sold as-is and are not covered by the above warranty

¿Podemos ayudarle? 800.633.5096

Tenga a mano esta información cuando llame:

- Número de artículo
- PO #
- Nombre del comprador
- Lugar de compra
- Fecha de compra
- Fecha en que llegó el producto

Inmediatamente examine este producto con cuidado. Cualquier solicitud de reemplazo de piezas faltantes o dañadas debe recibirse dentro de los 90 días posteriores a la recepción del producto. Las solicitudes de repuestos, si están disponibles, serán atendidas dentro de este marco de tiempo. Las piezas no estarán disponibles para los artículos que lleguen completamente ensamblados. No recomendamos modificar los productos y no nos hacemos responsables de los daños debidos a las modificaciones del producto. Si no se informan daños o piezas faltantes dentro de los 90 días de haber recibido el producto, no estamos obligados a proporcionar piezas o productos de reemplazo. Para problemas con el producto, comuníquese con el servicio al cliente al 800-633-5096 (sin cargo) de lunes a viernes, de 8:30 a. M. A 5 p.m. CST. Solicite a un representante de servicio al cliente si tiene problemas con daños o piezas de repuesto. Solicite un representante de asistencia técnica para cualquier problema relacionado con el montaje / construcción del producto. Con respecto a las devoluciones de productos, comuníquese con el vendedor al que le compró el producto.

Tenga en cuenta que, para los artículos comprados en una tienda minorista, deberá comunicarse con el minorista para todas las necesidades de piezas.

Los productos comprados en las ventas de garage o tiendas de descuento se venden tal como están y no están cubiertos por la garantía anterior.

Pouvons-nous vous aider? 800.633.5096

Veuillez avoir cette information à portée de main lorsque vous appelez:

- Numéro d'article
- PO #
- Nom de l'acheteur
- Lieu d'achat
- Date d'achat
- Date d'arrivée du produit

Immédiatement examiner ce produit soigneusement. Toute demande de remplacement de pièce manquante ou endommagée doit être reçue dans les 90 jours suivant la réception de votre produit. Les demandes de pièces de rechange, si elles sont disponibles, seront honorées dans ce délai. Les pièces ne seront pas disponibles pour les articles arrivant complètement assemblés. Nous ne recommandons pas de modifier les produits et nous ne sommes pas responsables des dommages causés par des modifications du produit. Si les dommages ou les pièces manquantes ne sont pas signalés dans les 90 jours suivant la réception du produit, nous ne sommes pas tenus de fournir des pièces ou des produits de remplacement. En cas de problème avec le produit, veuillez contacter le service clientèle le 800-633-5096 (sans frais) du lundi au vendredi de 8h30 à 17h, heure de Paris. S'il vous plaît demander à un représentant du service clientèle pour les problèmes impliquant des dommages ou des pièces de rechange. Veuillez demander à un représentant de l'assistance technique de résoudre tout problème lié à l'assemblage / la construction du produit. En ce qui concerne les retours de produits, veuillez contacter le détaillant chez qui vous avez acheté le produit.

Veuillez noter que pour les articles achetés dans un magasin de détail, vous devrez contacter le détaillant pour tous les besoins en pièces.

Les produits achetés dans les vide-greniers ou les magasins à prix réduits sont vendus tels quels et ne sont pas couverts par la garantie ci-dessus.