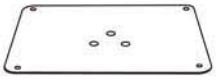


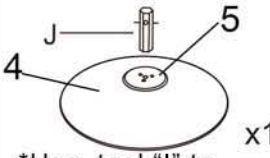








ITEM NAME/NOM D'ITEM: ALTO BISTRO TABLE
ITEM #/NO. ITEM: 101571/101740

PARTS LIST/LISTE DES PIÈCES

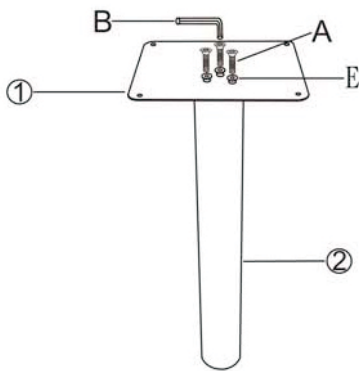
(1)	(2)	(3)	(4)	(5)
 x1	 x1	 x1	 x1 *Use tool "J" to separate (5) from (4) before assembly.	 x1

(6)

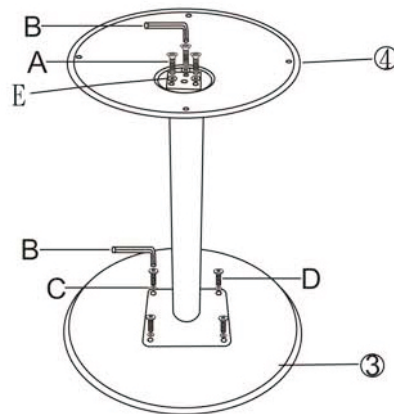
A.  M8 x 30mm x6	B.  5mm x1	C.  Ø16mm x4	D.  M8 x 16mm x4
E.  Ø18mm x6	F.  Ø8mm x4	G.  Ø24mm x1	H.  M12 x 60mm x1
I.  Ø12mm x1	J.  Ø14mm x1		

ASSEMBLY INSTRUCTIONS/INSTRUCTIONS D'ASSEMBLAGE

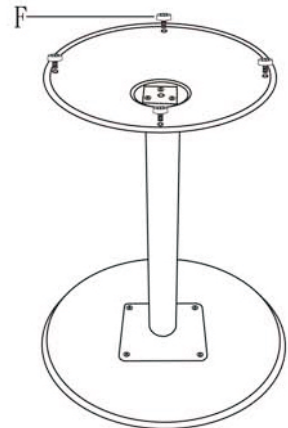
I.



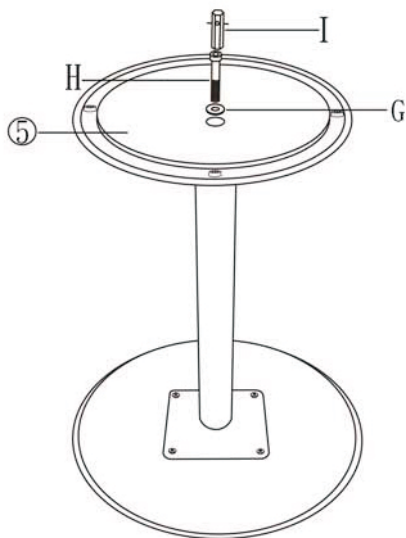
II.



III.



IV.



V.



The finish of the table-top is a 3D paper veneer; we suggest to clean up the table at once after use. The stain might not be easily cleaned if they stay at the table for too long.