

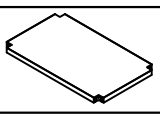
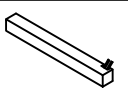
ASSEMBLY INSTRUCTIONS



ITEM NO : D00507DT DINING TABLE
D00507GT COUNTER HEIGHT TABLE

Thank you for purchasing this quality product. Be sure to check all packing material carefully for small parts, which may have come loose inside the carton during shipment. Identify and count all parts and compare with the HARDWARE LIST below.

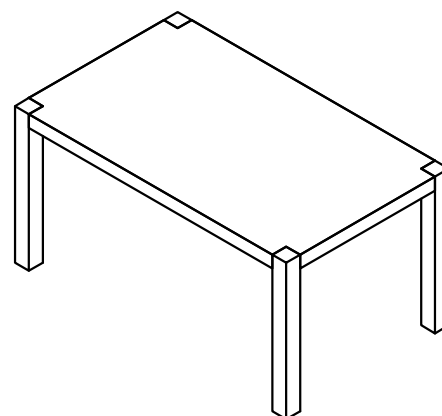
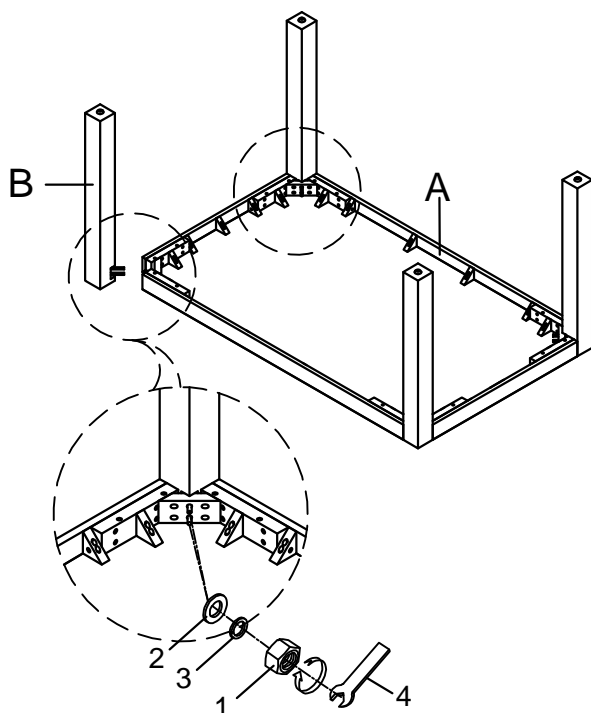
HARDWARE / PARTS LOCATION

D00507DT/GT > Step 1 hardware > Inside red pack with red tape > Placed at corner block
> Leg > Inside labeled inner carton > Placed under table top
> Table top > Placed at bottom.

NO.	DESCRIPTION	SKETCH	QTY
A	Table Top		1PC
B	Table Leg		4PCS

NO.	HARDWARE LIST		QTY
1		Nut (Ø5/16"x13mm)	8Pcs
2		Flat Washer (Ø5/16"x19x2mm)	8Pcs
3		Spring Washer (Ø5/16"x13x1.5mm)	8Pcs
4		Allen Wrench 13mm	1PC

STEP 1



Note: Please DO NOT fully tighten all screws and bolts until the entire item is completely assembled