

LFST

ASSEMBLY INSTRUCTIONS

ITEM: CDC196-DTX-XXCB

DINING TABLE

42121967






Read instruction carefully prior to assembly .

Thank you for purchasing this quality product. Check carefully for small parts which may have come loose during shipment.






Remove all components from pack and place table top upside down on soft surface such as carpet or cloth to prevent scratching the finish. Identify and count all parts as specified below.

Do not tighten bolts until assembly is complete

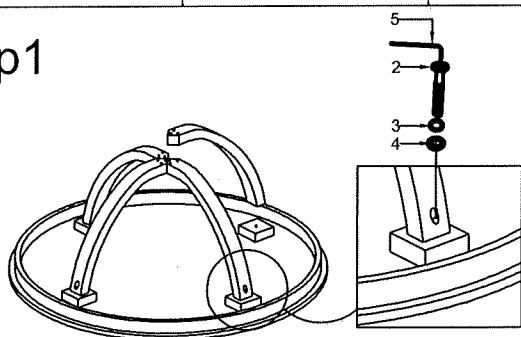
"PART LISTS"

STT	DESC	OUTLOOK	Q'TY
A	TABLE TOP		1 PC
B	UP LEG		4 PCS
C	BOTTOM LEG # 1		1 PC
D	BOTTOM LEG # 2		1 PC
E	COVER		1 PC

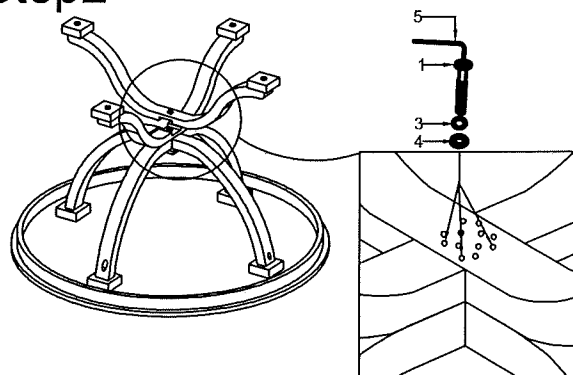
"HARDWARE LISTS"

STT	OUTLOOK	SIZE	Q'TY
1		BOLT (1/4 x 20X2-3/4")	12 PCS
2		BOLT (1/4 x 20X 1-1/2")	4 PCS
3		LOCK WASHER (1/4 x Ø12")	16 PCS
4		FLAT WASHER (1/4 x Ø18")	16 PCS
5		ALLEN KEY(4 MM)	1 PC

Step1

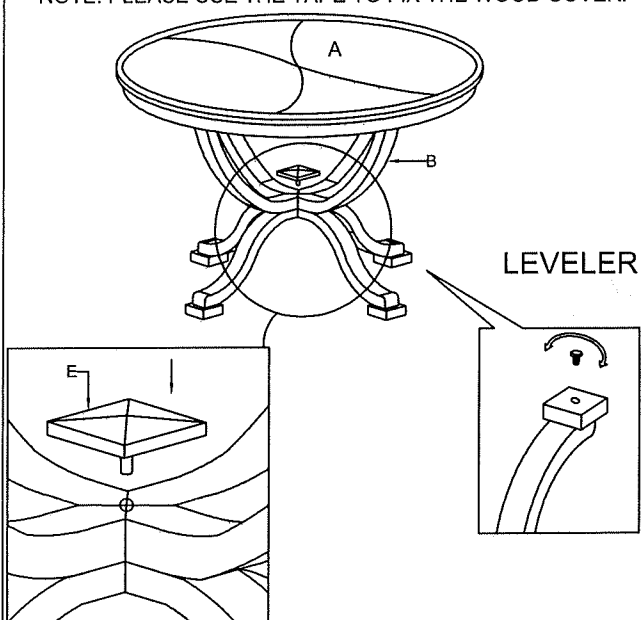


Step2

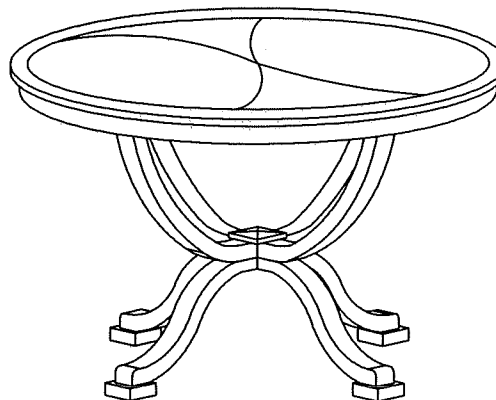


Step3

NOTE: PLEASE USE THE TAPE TO FIX THE WOOD COVER.



FINAL



Cleaning instructions: Clean using soft cloth

Made in Vietnam

LFST

ASSEMBLY INSTRUCTIONS

ITEM: CDC196-DS2-UPCB
DINING CHAIR
42421963




Read instruction carefully prior to assembly .

Thank you for purchasing this quality product. Check carefully for small parts which may have come loose during shipment.







Remove all components from pack and place table top upside down on soft surface such as carpet or cloth to prevent scratching the finish. Identify and count all parts as specified below.

Do not tighten bolts until assembly is complete

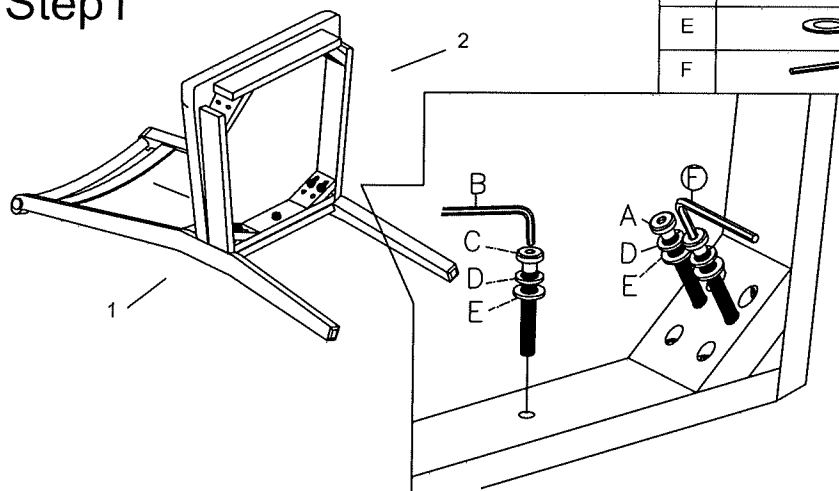
"PART LISTS"

STT	DESC	OUTLOOK	Q'TY
1	CHAIR BACK		2 PCS
2	CUSHION WITH SEAT FRAME		2 PCS
3	FRONT LEG		4 PCS


"HARDWARE LISTS"

STT	OUTLOOK	SIZE	Q'TY
A		BOLT (ø1/4"*20*75mmL)	8 PCS
B		BOLT (ø1/4"*20*60mmL)	8PCS
C		BOLT (ø1/4"*20*38mmL)	2 PCS
D		LOCK WASHER (ø1/4")	18 PCS
E		FLAT WASHER (ø1/4")	18 PCS
F		ALLEN KEY (4mm)	2 PCS

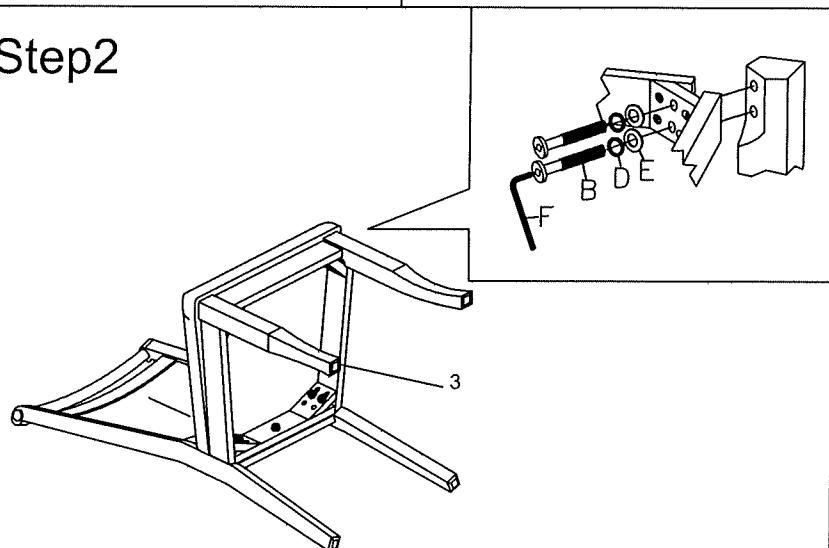
Step1



FINAL



Step2



Cleaning instructions: Clean using soft cloth

Made in Vietnam