

# Assembly Instructions




NAJA 3698-1 LEG DNG TABLE GRAYWHITE SILVER SKU#42136982

Thank you for purchasing this quality product. Be sure to check all packing materials carefully for small parts, which may have come loose inside the carton during shipment. Identify and count all parts and compare with the HARDWARE LIST below.

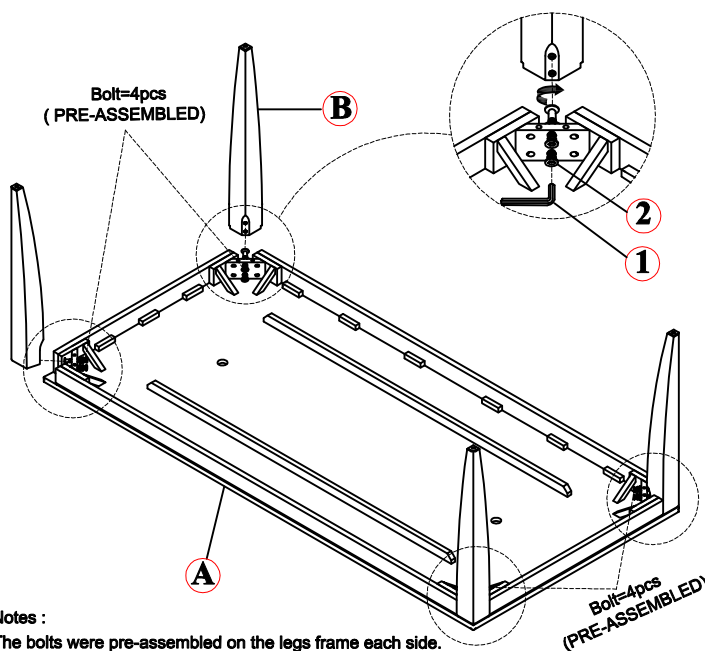
Caution: Please read instructions thoroughly before unpacking assembly parts.

1. We recommend that you assemble this product with the assistance of another person; this will make assembly easier, and will help to eliminate damage to the product or injury to persons during assembly.
2. Please put all parts on a non-abrasive floor before assembly, and follow the assembly steps to assemble your newly purchased product correctly and efficiently.
3. Do not tighten all bolts until the assembly is completed.

NO.	HARDWARE LIST		Q' TY
1		Allen wrench (L57mm * 4mm)	1PC
2		Allen bolt (Ø5/16" * 18 * 75mm)	8PCS
		Spring washer (Ø5/16" * Ø13mm * 1.5mm)	8PCS
		Flat washer (Ø5/16" * Ø19mm * 1.5mm)	8PCS
		T-shaped iron sleeve (Round base Ø21*2mmT - Ø9.5*5/16"-18*8mmL)	8PCS

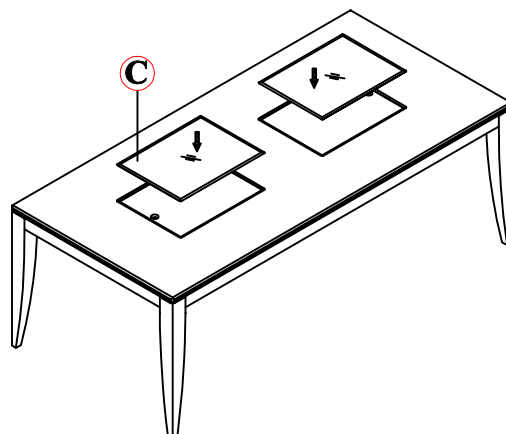
NO.	PARTS LIST		Q' TY
A		Table Top	1PC
B		Table Leg	4PCS
C		Table Mirror	2PCS

## STEP/PASO:1



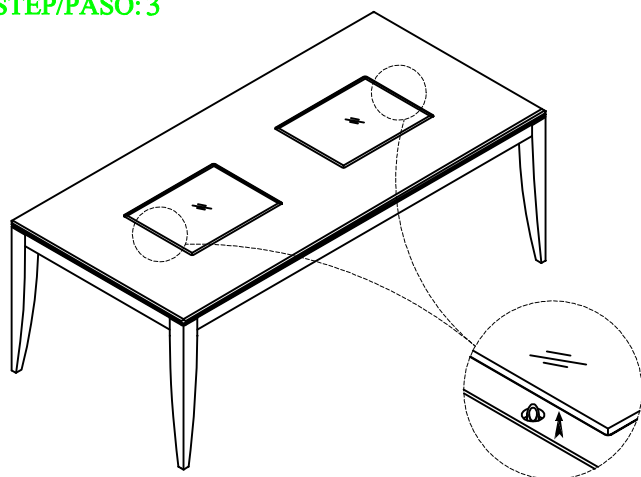
Assemble table leg with the table top

## STEP/PASO:2

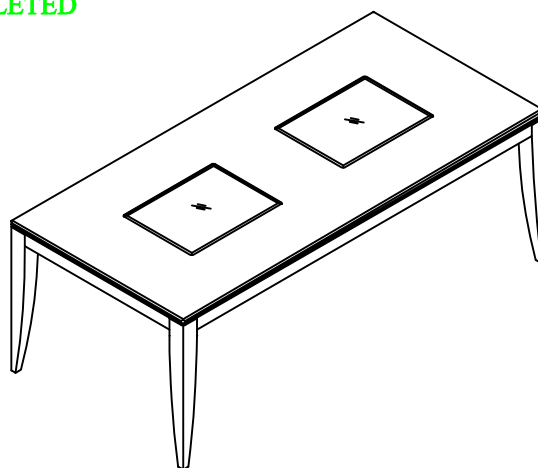


Assemble table mirror with the table top

## STEP/PASO:3



## COMPLETED



If you want to remove the mirror. open the mirror with your fingers.

Hardware pack Location(s): NAJA 3698-1 LEG DNG TABLE GRAYWHITE SILVER SKU#42136982

Assembly completed  
MADE IN VIETNAM