

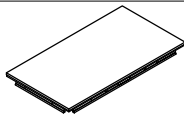

# ASSEMBLY INSTRUCTIONS


HMEL 5761NR-60 DINING TABLE SKU# 42157619

Manufactured by ( HMEL ) for **ROOMS TO GO**

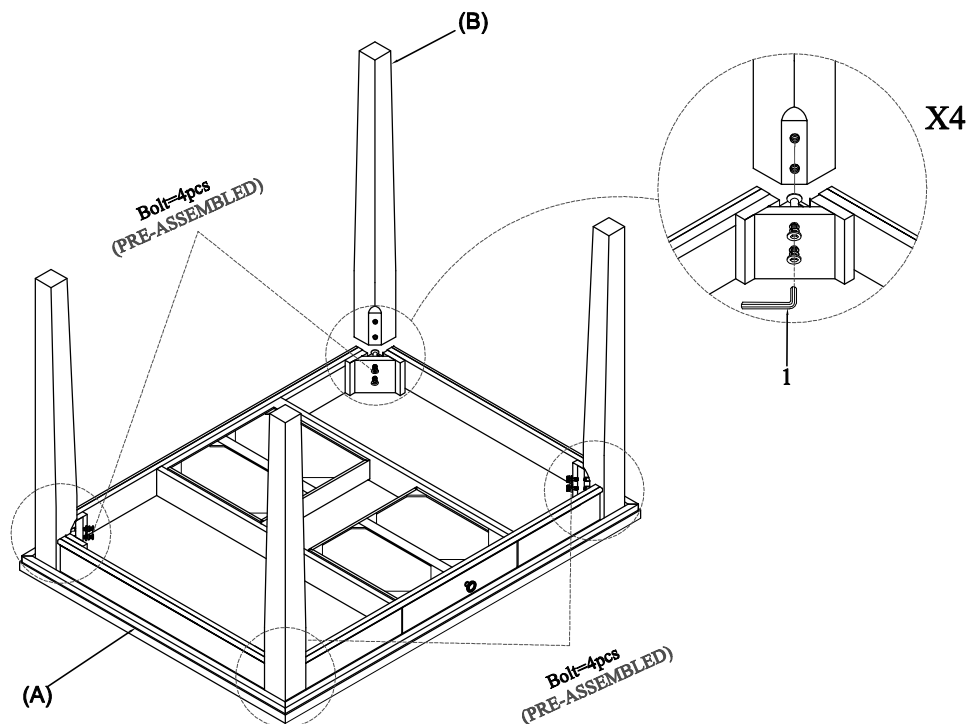
**\*\*\* Caution:** Please read all instructions carefully before starting the assembly process. These parts are cumbersome and heavy. Therefore, two people are recommended in order to prevent personal injury and ensure the parts are not damaged during the assembly

1. We recommend that you should assemble this product with the assistance of another person; this will make assembly easier, and will help to eliminate damage to the product or injury to persons during assembly.
2. Be sure to check all packing materials carefully for small parts that may have come lose inside the carton during shipment.
3. Please do not over tighten screws or bolts until the assembly is complete
4. Please put all parts on a non-abrasive floor before assembly, and follow the assembly steps to assemble your newly purchased product correctly and efficiently.

PARTS LIST			
NO.	DESCRIPTION	SKETCH	Q'TY
A	TABLE TOP		1PC
B	LEG		4PCS

HARDWARE LIST			
NO.	SKETCH	DESCRIPTION	Q'TY
1		ALLEN KEY 1/6" x 2-1/4"	1PC

## Step 1



Note ;  
The bolts were pre-assembled on the legs frame each side.

Hardware Pack Location(s):

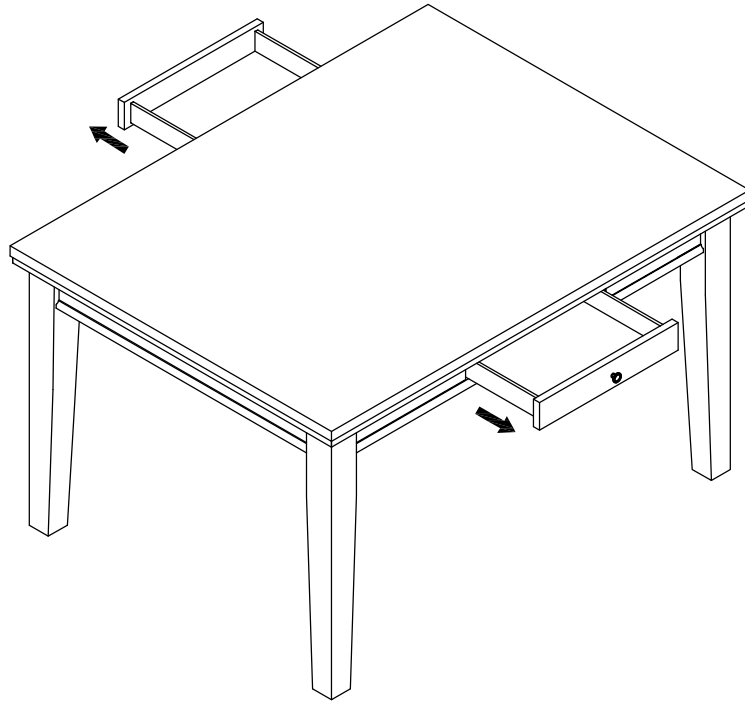
HMEL 5761NR-60 Dining Table , SKU# 42157619

# ASSEMBLY INSTRUCTIONS

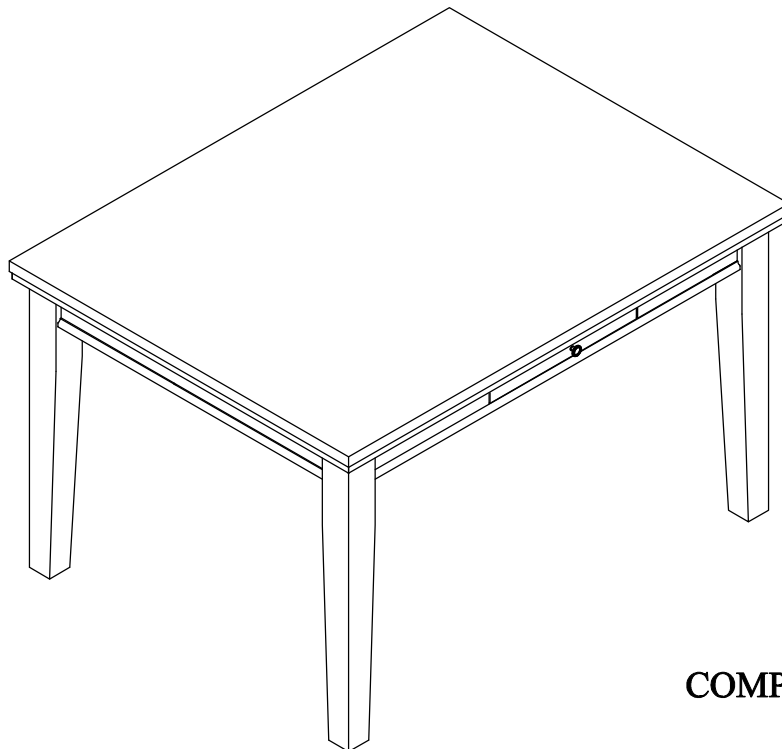
HMEL 5761NR-60 DINING TABLE SKU# 42157619

Manufactured by ( HMEL ) for **ROOMS TO GO**

## Step 2



## Step 3



**COMPLETED**

Hardware Pack Location(s):

HMEL 5761NR-60 Dining Table , SKU# 42157619