

ASSEMBLY INSTRUCTIONS

LFST

4954-DSX X-Back Side Chair SKU #42449543

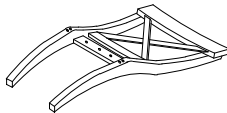
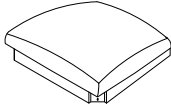
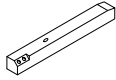
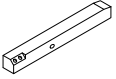
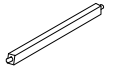
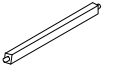
4955-DSX X-Back Side Chair SKU #42449555

Version #1 - 2024/11/27





Caution: Please read instructions thoroughly before unpacking assembly parts. Sharp, exposed staple tips can cause injury, therefore, for your protection, please remove any exposed staple used in packing.

1. We recommend that you should assemble this product with the assistance of another person; this will make assembly easier, and will help to eliminate damage to the product or injury to person during assembly.
2. Be sure to check all packing materials carefully for small parts that may have come loose inside the carton during shipment.
3. Please do not over tighten screws or bolts.
4. Please put all parts on a non-abrasive floor before assembly, and follow the assembly steps to assemble your newly purchased product correctly and efficiently.

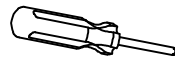
PART LISTS

NO	DESC	OUTLOOK	Q'TY
1	CHAIR BACK		1pc
2	SEAT FRAME		1pc
3	CHAIR LEG (RIGHT)		1pc
4	CHAIR LEG (LEFT)		1pc
5	SIDE STRETCHER (LEFT)		1pc
6	SIDE STRETCHER (RIGHT)		1pc

HARDWARE LISTS

NO	OUTLOOK	SIZE	Q'TY
A		BOLT (5/16"-18x 75mm)	8 pcs
		SPRING WASHER (5/16"xØ13x1.5mm)	8 pcs
		SPRING WASHER (5/16"xØ19x1.5mm)	8 pcs
B		BOLT (1/4"-20x38mm)	2 pcs
		SPRING WASHER (1/4"xØ13x1.5mm)	2 pcs
		SPRING WASHER (1/4"xØ19x1.5mm)	2 pcs
C		ALLEN KEY (4x23x58mm)	1pc
D		WOOD SCREW (M4x38mm)	4 pcs

TOOL REQUIRED (Not provided)



PHILLIP HEAD SCREWDRIVER

Hardware Pack Locations:

4954-DSX X-Back Side Chair SKU# 42449543

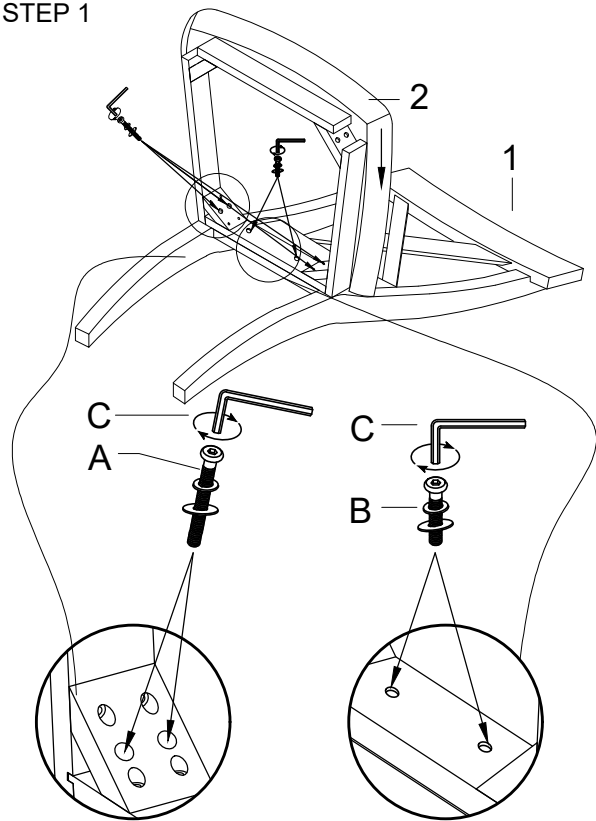
4955-DSX X-Back Side Chair SKU# 42449555

ASSEMBLY INSTRUCTIONS

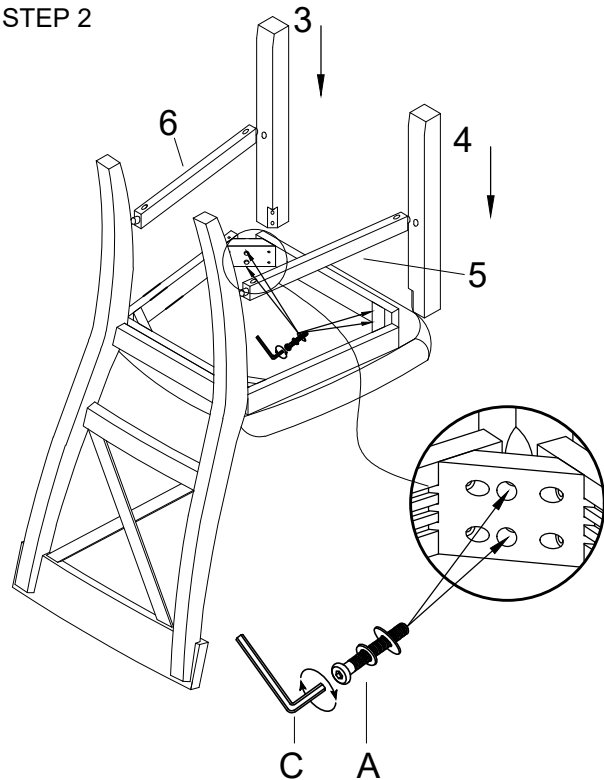
LFST 4954-DSX X-Back Side Chair SKU #42449543
4955-DSX X-Back Side Chair SKU #42449555

Version #1 - 2024/11/27

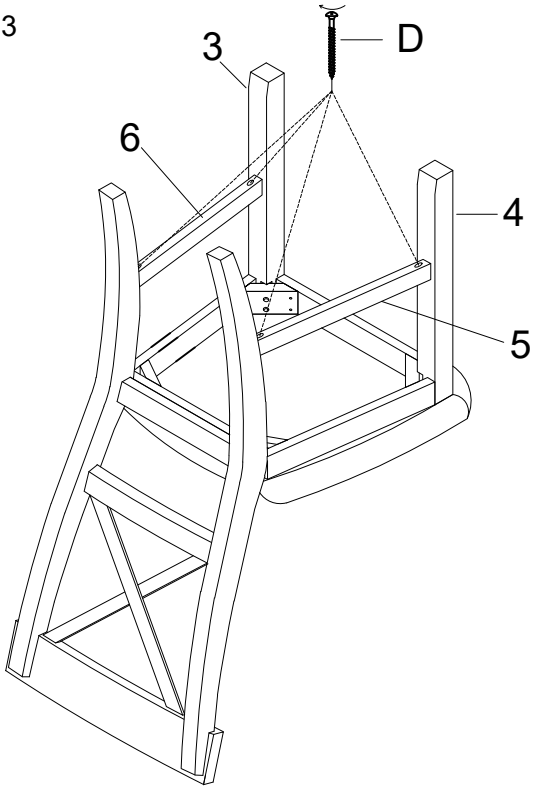
STEP 1



STEP 2



STEP 3



COMPLETE

