







Assembly Instructions

ULEE FYC384 Side Chair

SKU# 42610495

Step	Code	Hardware	QTY
1	A	Bolt 1/4 " x 35x1 1/2 " 	4Pcs
1	B	Flat Washer 	4Pcs
1	C	Allen Key 	1Pc
	D	Chair Back	1Pc
	E	Chair Base	1Pc



Hardware Pack Location(a):

Side Chair,SKU#42610495

MADE IN CHINA

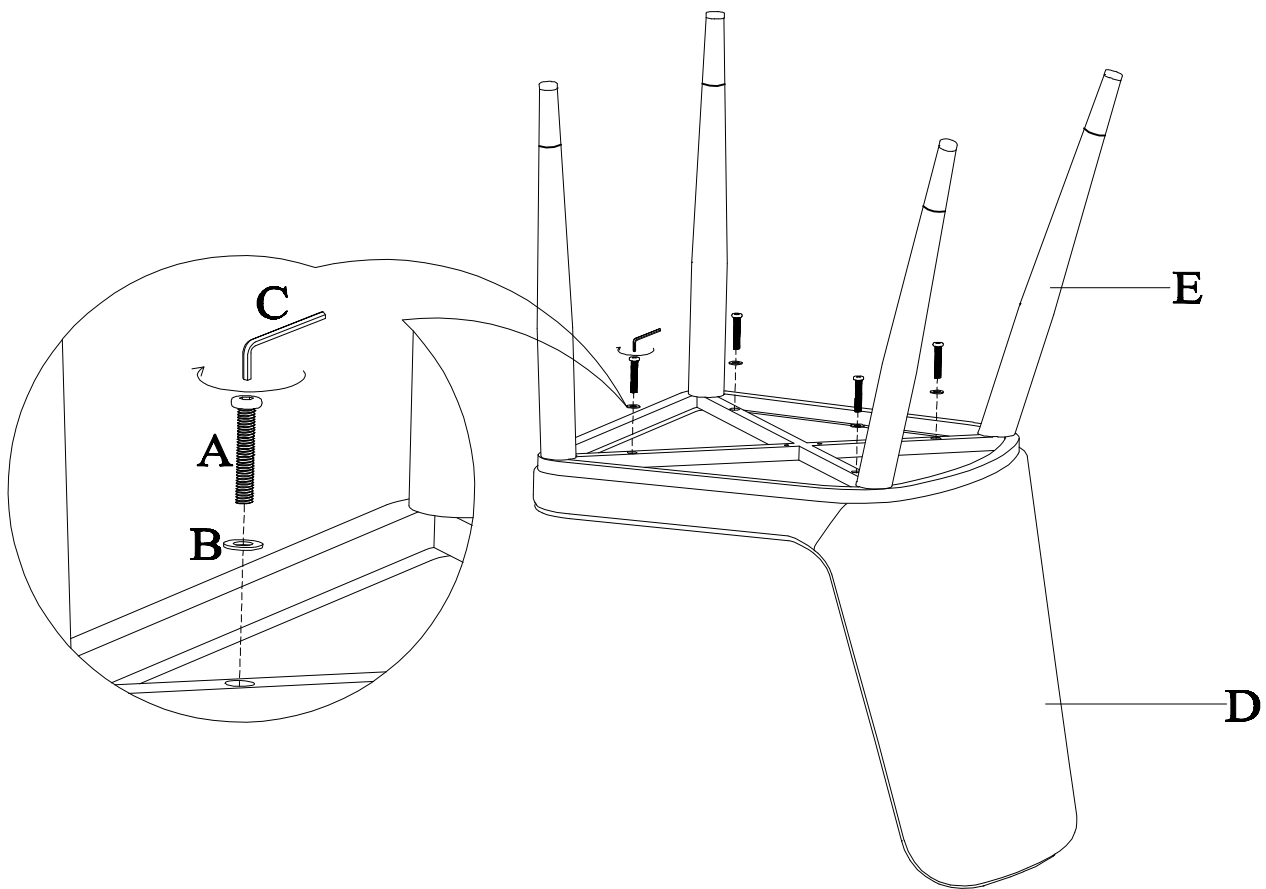
Assembly Instructions

ULEE FYC384 Side Chair

SKU# 42610495

*****Cautions.** Please read all the instructions carefully before starting the assembly process. These parts are cumbersome and heavy. Therefore, two people are recommended in order to prevent personal injury and insure the parts are not damaged during the assembly.

Step 1



Match the legs on correct hole position and install the legs onto the chair back frame.

Note: Do not tighten all bolts 100% until the frame is stable and fully assembled.

MADE IN CHINA