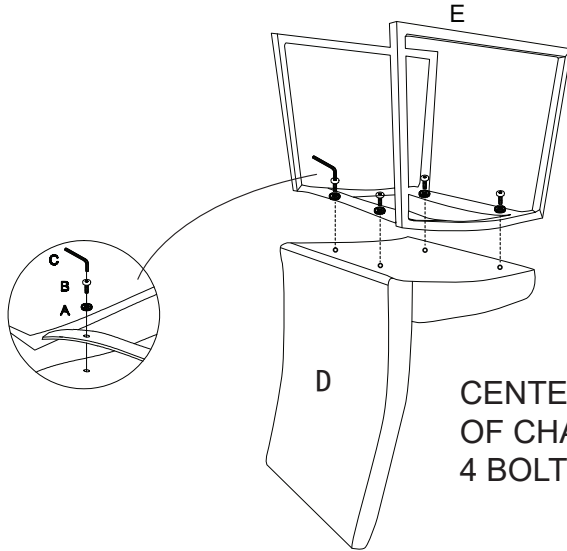


ASSEMBLY INSTRUCTIONS


SKU 42416900 GRAM 1690-03 SIDE CHAIR
 SKU 42616904 GRAM 1690-09 SIDE CHAIR
 SKU 42406909 GRAM 1690-12 SIDE CHAIR
 SKU 42606903 GRAM 1690-14 SIDE CHAIR

STEP1






CENTER LEG FRAME ON BOTTOM
 OF CHAIR CUSHION AND ATTACH WITH
 4 BOLTS WITH WASHERS. TIGHTEN FULLY.



STEP2



HARDWARE LIST

STEP	CODE		DESCRIPTION	QTY
1	A		WASHER \emptyset 6X16X1.2MM	4pcs
1	B		BOLT M6X40MM	4pcs
	C		ALLEN WRENCH 5MM	1pc

PART LIST

NO	DESCRIPTION	SKETCH	QTY
D	CHAIR CUSHION		1pc
E	Frame		1pc