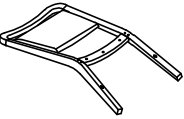
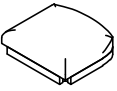








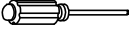


This product is manufactured by PULA for **Rooms To Go**

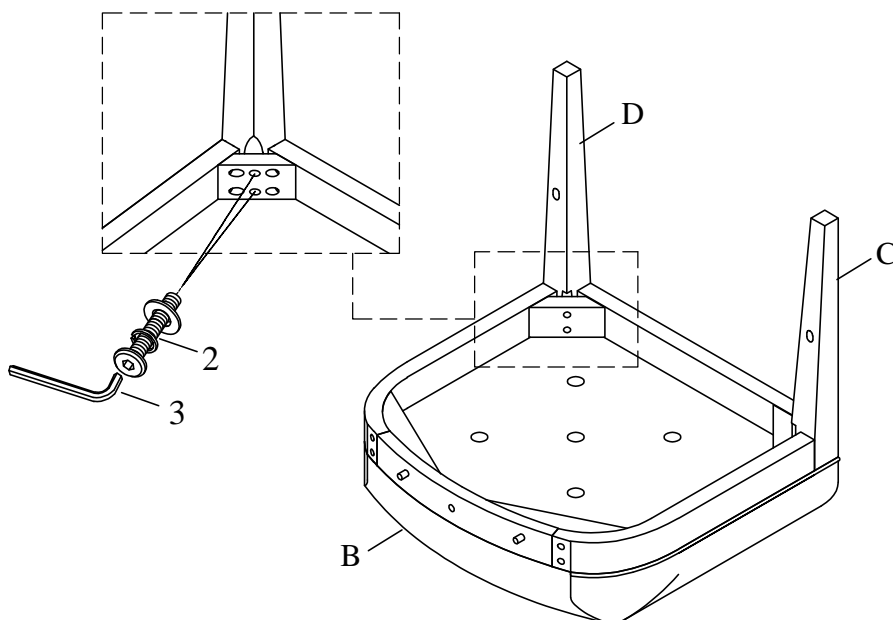
\*\*\* Caution: Please read all instructions carefully before starting the assembly process. These parts are cumbersome and heavy Therefore, two people are recommended in order to prevent personal injury and ensure the parts are not damaged during the assembly

\*\*\* Remark: DO NOT fully tighten all bolts until assembly is completed.

Code	PARTS LIST :		
A	Chair back (Upholstered)		1Pc
B	Seat frame		1Pc
C	Front leg (left)		1Pc
D	Front leg (right)		1Pc
E	Side Stretcher (left)		1Pc
F	Side Stretcher (right)		1Pc

Code	HARDWARE LIST		
1	Ø1/4" x 19*2mm Flat Washer		1Pc
	Ø1/4" Spring Washer		1Pc
	Ø1/4" x 20 x 2" Allen Head Bolt		1Pc
2	Ø5/16" x 19*2mm Flat Washer		8Pcs
	Ø5/16" Spring Washer		8Pcs
	Ø5/16" x 18 x 3" Allen Head Bolt		8Pcs
3	4mm Allen Key		1Pc
4	#8 x 1-1/2" Screw		4Pcs
Tool Required (not provided)			
		Phillip Screwdriver	

## STEP 1



### Hardware Pack Location (s):

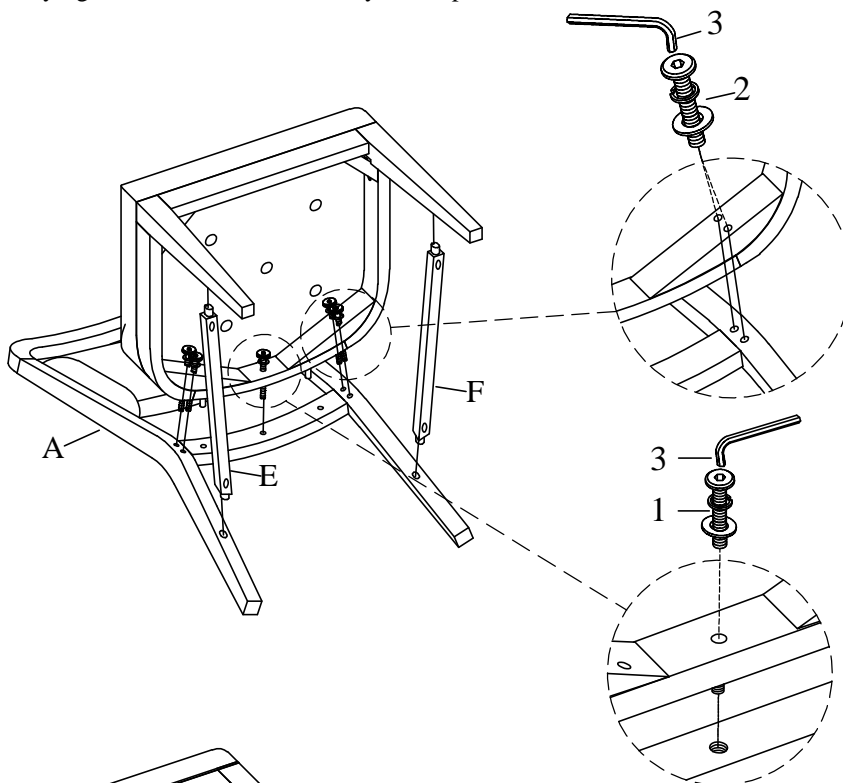
4770-274 - Upholstered Back Side Chair , **SKU: 42647707**

This product is manufactured by PULA for **Rooms To Go**

\*\*\* Caution: Please read all instructions carefully before starting the assembly process. These parts are cumbersome and heavy. Therefore, two people are recommended in order to prevent personal injury and ensure the parts are not damaged during the assembly.

\*\*\* Remark: DO NOT fully tighten all bolts until assembly is completed.

## STEP 2



## STEP 3

