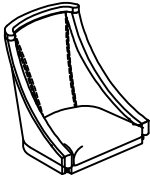
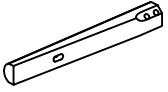
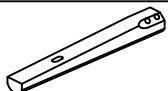
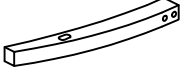





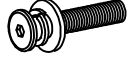


ASSEMBLY INSTRUCTIONS

AUGR RTG5888-HC HOST CHAIR - SKU# 42658899


Manufactured by AUGR for **ROOMS TO GO**

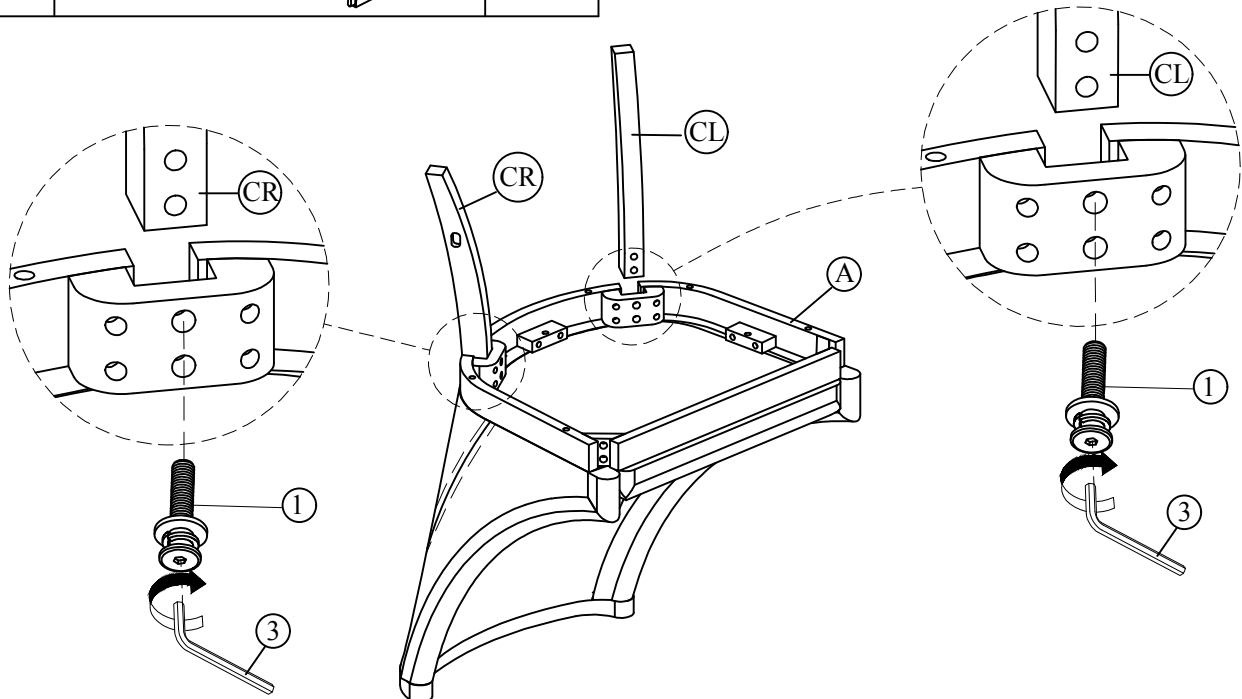
*** Caution: Please read all instructions carefully before starting the assembly process. These parts are cumbersome and heavy. Therefore, two people are recommended in order to prevent personal injury and ensure the parts are not damaged during the assembly.

No.	Part list	Qty
A	Chair Back With Seat 	1pc
BL	Left Front Leg 	1pc
BR	Right Front Leg 	1pc
CL	Left Back Leg 	1pc
CR	Right Back Leg 	1pc
DL	Left Stretcher 	1pc
DR	Right Stretcher 	1pc

No.	Hardware List	Qty
1	 Bolt Ø5/16"-18 x 2"	8pcs
	Spring Washer Ø5/16"	8pcs
	Flat Washer Ø5/16"	8pcs
2	 Screw #4 x 1-1/2"	4pcs
3	 Allen Key M4	1pc

TOOLS REQUIRED (NOT PROVIDED)

Phillips Screwdriver 

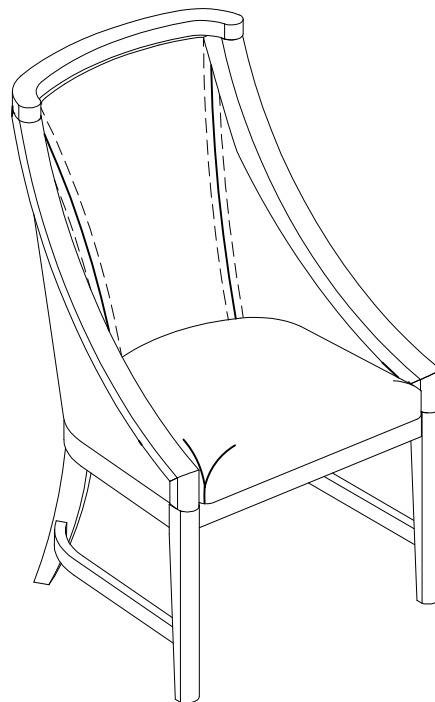
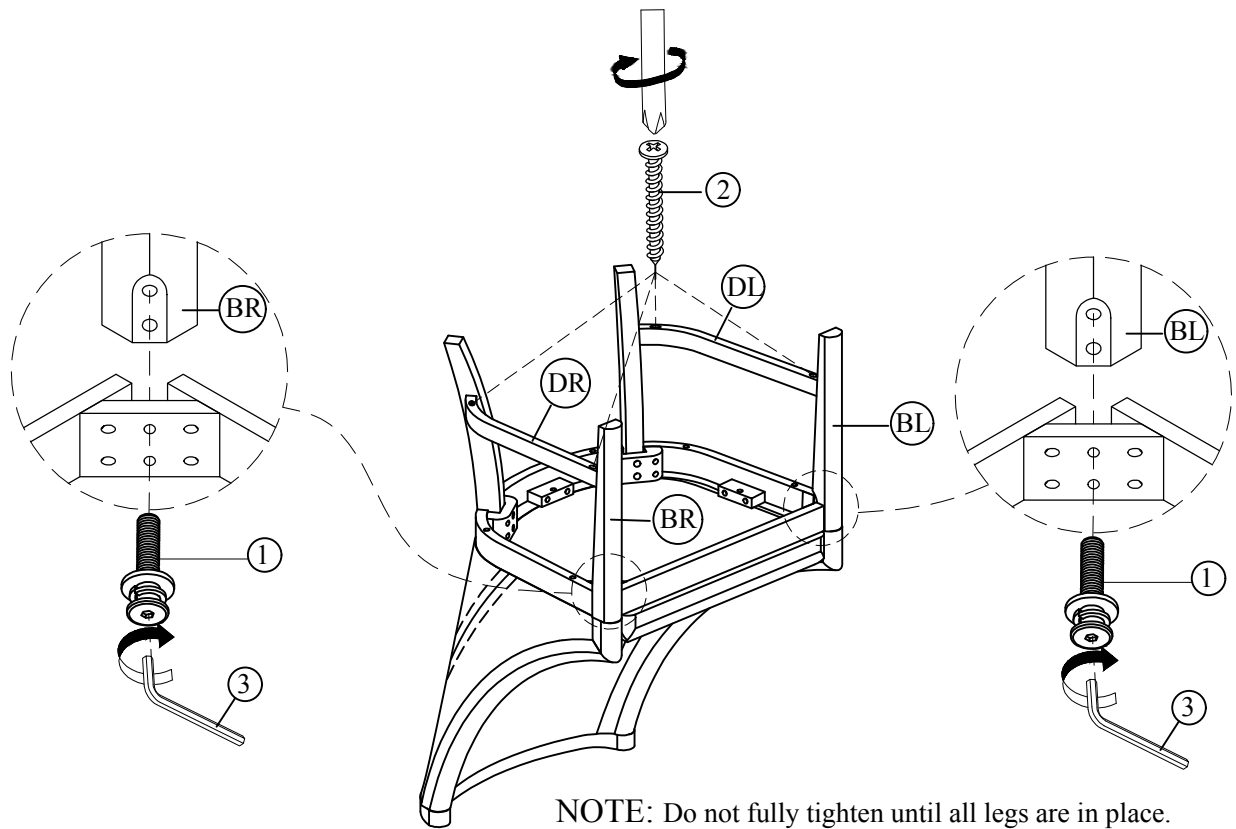


Hardware Pack Location(s):
AUGR RTG5888-HC HOST CHAIR - SKU# 42658899

ASSEMBLY INSTRUCTIONS

AUGR RTG5888-HC HOST CHAIR - SKU# 42658899

Manufactured by AUGR for **ROOMS TO GO**



COMPLETE

Hardware Pack Location(s):
AUGR RTG5888-HC HOST CHAIR - SKU# 42658899