




Assembly Instructions

GLOB 1771D-5 - UPHOLSTERED BENCH

SKU# 42717732

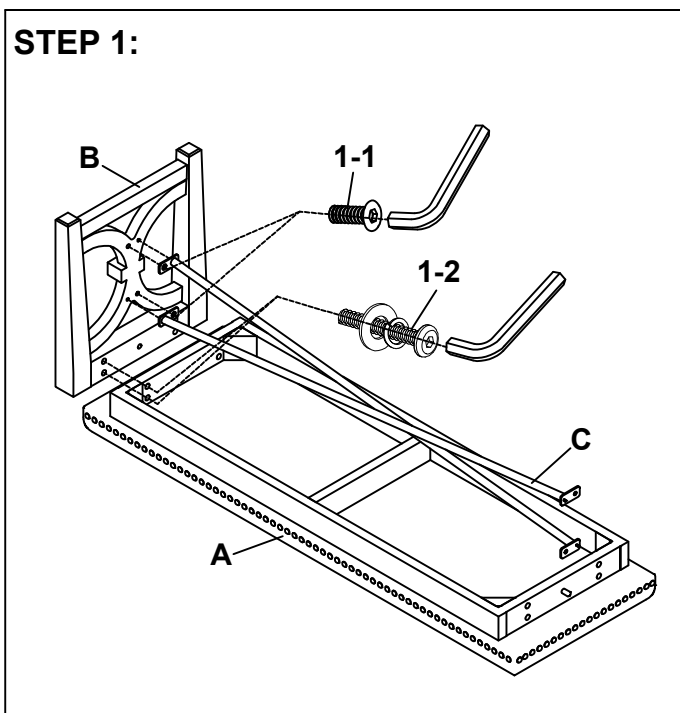
Thank you for purchasing this quality product. Be sure to check all packing materials carefully for small parts that may have come loose inside the carton during shipment.

*** Caution: Please read all instructions carefully before starting the assembly process. These parts are cumbersome and heavy. therefore, two people are recommended in order to prevent personal injury and ensure the parts are not damaged during the assembly.

NO.	PARTS LIST		Q'TY
A		Seat Frame	1
B		Leg	2
C		Stretchers	2

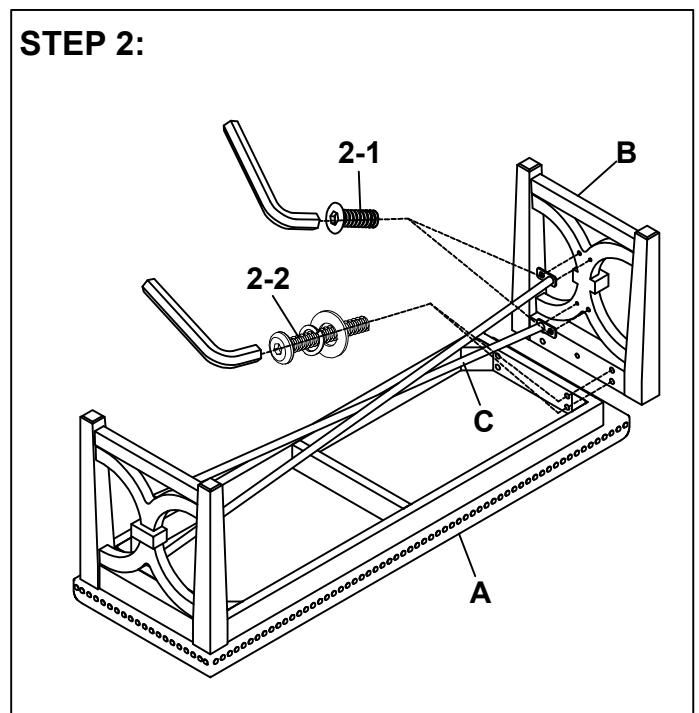
NO.	HARDWARE LIST		Q'TY
1		Allen Key 4x80x30mm	1
	 1-1	Bolt 1/4"-20x5/8"	2
	 1-2	Bolt 5/16"-18x2"	4
		Spring Washer 5/16"xφ12x2mmT	
2	 2-1	Bolt 1/4"-20x5/8"	2
	 2-2	Bolt 5/16"-18x2"	4
		Spring Washer 5/16"xφ12x2mmT	
		Flat Washer 5/16"xφ19x2mmT	

STEP 1:

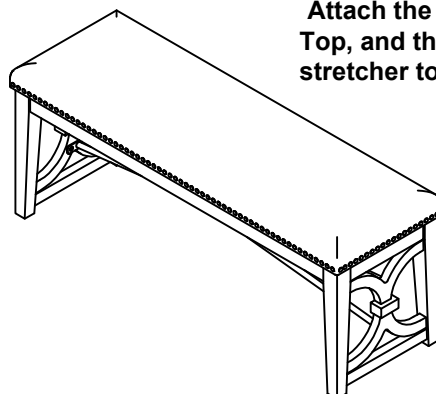


Attach the legs to the Bench Top, and then attach the center stretcher to the legs.

STEP 2:



Attach the legs to the Bench Top, and then attach the center stretcher to the legs.



Hardware Pack Location(s):
DINING BENCH, SKU# 42717732

This product is manufactured by (GLOB) for ROOMS TO GO 