

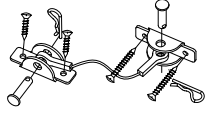

# Assembly Instruction Instructions d'assemblage

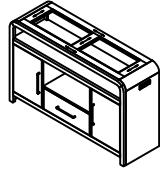
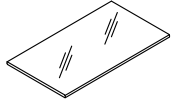
STOF 8105-5836 SIDEBOARD

SKU# 42881056

Version 1 - 2024/09/06

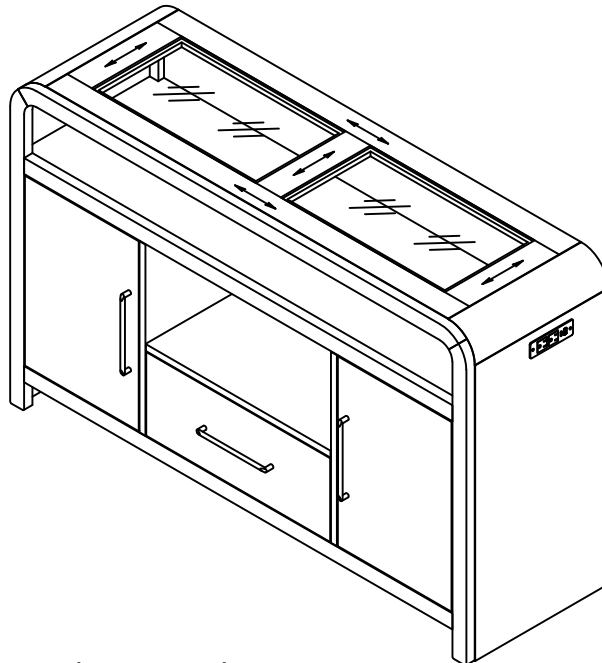
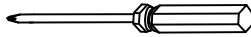
**WARNING: To avoid alignment issue, please don't tighten the screws unless all legs are adjusted at the same level.**

Step	Code	HARDWARE LIST / LISTE DE QUINCAILLERIE	QTY' / QTÉ
1	A	Anti-Tipping Hardware 	1SET
	B	Plastic Bumper 	8pcs 8pièce

Code	PART LIST/LISTE DE PIÈCES	QTY' / QTÉ
C	 SIDEBOARD	1pc 1pièce
D	 GLASS TOP	2pcs 2pièce

**TOOLS REQUIRED (NOT PROVIDED)**

Phillips Screwdriver



ASSEMBLY COMPLETED / ASSEMBLÉE TERMINÉE

**Hardware Pack Location (s):**

STOF 8105-5836 SIDEBOARD

SKU# 42881056

STOF 8105-5836 SIDEBOARD


SKU# 42881056

Version 1 - 2024/09/06

\*\*\*Caution: Please read all instructions carefully before starting the assembly process. These parts are cumbersome and heavy. Therefore, two people are recommended in order to prevent personal injury and ensure the parts are not damaged during the assembly.

\*\*\*Avertissement: veuillez lire toutes les instructions attentivement avant de commencer l'assemblage. Ces pièces sont encombrantes et lourdes. Il est recommandé d'être deux personnes pour l'assemblage afin de prévenir des blessures et/ou risquer d'endommager les pièces.

**STEP 1**  
**ÉTAPE 1**

 <b>NOTE</b>
Tipping restraint hardware is included with this product. Refer to installation instruction in the hardware pack.

**PLEASE NOTE:**  
To avoid the possibility of the furniture tipping and injury, the Anti-tip hardware must be installed

Anti-tip hardware - customer assembly required.

